



MILLEN

MILLEN HOME APPLIANCES



2025

TABLE OF CONTENTS

About us page 4

Microwaves page 111

Hobs page 13

Ceramic hobs page 14

Induction hobs page 22

Gas hobs page 26

Laundry page 117

Washing machines page 118

Tumble dryers page 124

Ovens page 39

Ovens page 40

Gas ovens page 67

Sinks & Mixers page 127

Washing machines page 128

Tumble dryers page 134

Kitchen hoods page 73

Vacuum cleaners page 136

Cooling range page 91

Refrigerators page 92

Beverage coolers page 100

Installation drawing page 138

Dishwashers page 103

Disclaimer: The images and drawings shown in this catalogue are for illustration purposes only and may not be an exact representation of the product.

KITCHEN APPLIANCES EXPERT

WHY DO DESIGNERS CHOOSE MILLEN?

Innovative solutions

The functionality of the devices allows meeting the needs of any modern user – from a beginner to a professional.

Quality control

Stringent quality control at all stages – from purchasing components and materials to controlling each production stage – ensures a long service life.

Warranty

The warranty for the equipment is 3 years, which is one of the highest in the industry.

A **unique free replacement program**, instead of repair, allows replacing the equipment with a new one within the first year of warranty.

25-Year Warranty on Sinks

We proudly offer a 25-year warranty on all our sinks, covering manufacturing defects. This long-term commitment reflects our confidence in the quality, durability, and craftsmanship of our products — ensuring peace of mind for decades to come.



WHY WILL YOU BE HAPPY WITH US?

- We are ready to offer the most modern, reliable and stylish kitchen appliances that can be integrated into any of your masterpieces – **your kitchens will delight your customers!**
- You can rely on us to have a wide range of appliances in our warehouse, and we'll take care of the delivery. **You can trust us to be your reliable supplier.**
- We offer a 3-year warranty, in case an appliance breaks down, we'll replace it with a new one. **Your customers will be delighted to have quality appliances in their kitchens.**
- With our unique service for users in case of malfunction (Elexir), you'll never have to worry about unsatisfied customers. **By partnering with us, you'll ensure that your buyers are always happy!**

We look forward to partnering with you to provide exceptional kitchen appliances and service to your buyers.



A large caravan of camels, each carrying a load on its back, is traversing a vast, undulating desert landscape under a clear blue sky with scattered clouds. The camels are moving from the foreground towards the horizon, leaving long shadows on the golden sand dunes.

Why choose
MILLEN?

MILLEN HOME APPLIANCES

2025



— ABOUT

MILLEN

MILLEN is a premium brand of built-in home appliances catering to the most demanding customers. The MILLEN product line stands out with its impeccable quality, uncompromising reliability, unique design, and high functionality. Our team—from engineers to executive chefs—has years of experience and vast know-how, making any kitchen equipped with MILLEN appliances superior technology-wise.

MILLEN products are much more than just advanced, elegantly designed appliances giving you a sense of comfort and coziness. They're a great inspiration to endlessly use your creative potential in your kitchen. The blend of innovative solutions in MILLEN appliances makes cooking a real pleasure.

MILLEN home appliances help make your food tasty, letting you create dishes fit for a king without much effort. A built-in oven for fragrant baking and a stylish, low-maintenance hob will make your kitchen a beaut. Round it off with a powerful cooker hood to keep it clean and tidy and a coffee machine to fill your morning with a lovely smell.

— HIGHLY FUNCTIONAL

In designing home appliances, we give priority to functionality and quality, focusing on the highest requirements for ergonomics and convenience as well as on the environment. MILLEN is a fresh look at making home appliances and an opportunity to create a stylish, functional, and cozy kitchen harmoniously incorporating innovative smart technology.

Our products use reliable, green materials and go through a multilevel quality control system at each manufacturing stage. This means MILLEN appliances meet international quality standards and are highly eco-friendly.



EASY TO BLEND INTO ANY INTERIOR

MILLEN appliances adapt to various interior styles, harmonize with any kitchen furniture, and make innovation a part of everyday life. The focus is on flowing lines, ultramodern look, premium materials, and practical solutions. In designing our products, we worked together with European engineers to make the appliances highly functional, convenient in domestic use, and aesthetically attractive.

MILLEN puts special emphasis on customer care and comfort in the kitchen and in everyday life. That's why each of our products has a role to play in both making cooking easy and fast and in creating a flawlessly beautiful home. MILLEN is a model of stylistic variety, never failing to offer an option that does look original.

INNOVATIONS

MILLEN creates home appliances for those who don't compromise when it comes to quality and always choose stylish, environmentally friendly, and highly functional solutions. Our built-in products are a way to make the best use of modern, efficient technology without having to worry about the technical side.

Give yourself the opportunity to cook gourmet cuisine at home, enjoying every minute spent with MILLEN.



WARRANTY

MILLEN appliances are covered by a 3-year warranty.

We can offer such a long warranty period due to our advanced quality control system. A unique free replacement program, instead of repair, allows replacing the equipment with a new one within the first year of warranty.





Hobs



MILLEN CERAMIC HOBS

The MILLEN ceramic hobs range has a model for everyone. This catalogue includes narrow and wide hobs with different numbers of heating zones and a Stop & Go function that lets you pause the heating and go back to the previous setting without having to reset the parameters. The electric hobs use Hi Light heating elements, which don't require special cookware. Each model has an intuitive lockable touch control panel. Safety functions include boil-dry protection, overheating protection, a residual-heat indicator, and a timer. Depending on the model, our electric hobs are made of Kanger or Schott Ceran glass-ceramic—German brands focused on both quality and design.

MILLEN INNOVATIONS



MULTIRING

Several diameters in one heating zone, switchable with a tap during the cooking process for maximum flexibility and convenience



DIAMOND CUT

Glass-ceramic panel design that looks stylish and makes the appliance safer to use



AUTO-OFF

The hob automatically shuts off when the heat level gets too high



HEAT INDICATOR

Residual-heat indicator for your safety



SAFETY LOCK

Control panel lock for comfortable use



SENSE-TOUCH

Highly sensitive touch control



SLIDER TAP

The slider lets you smoothly change the heating power and cooking time with a slide of a finger, simplifying control and helping you quickly and accurately adjust parameters



ILVA ITALIAN GLASS



MILLEN

MODEL IDENTIFICATION

M E H 601 BL

M	MILLEN brand
E	Electric
H	Hob
601	60 cm wide 1 model number
BL	Model color (black)

Visit our website

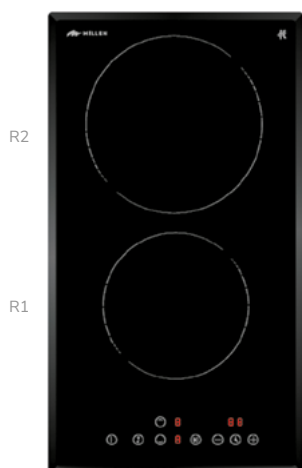


MEH 601 BL



MEH 301 BL

MILLEN MEH 301 BL

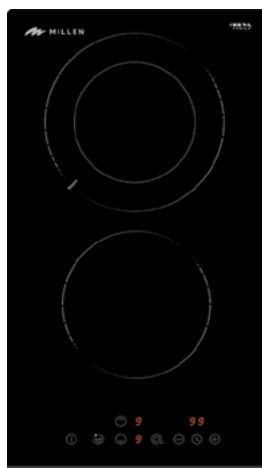


Black MH00690



Number of burners	2
Burner R1	1x1200 W (Ø165 mm)
Burner R2	1x1800 W (Ø200 mm)
Glass-ceramic	Kanger
Control	Touch control
Heating element	Hi Light
Safety features	Panel lock button, residual heat indicator, overheating protection, automatic shutoff when boiling over
Burner timer	Yes
Power consumption	3000 W
Dimensions	288×520×51 mm
Cutout dimensions	268×500 mm
Installation drawing	Page 138/1

MILLEN MEH 303 BL



Black MH00860



Number of burners	2
Single-circuit burner	1x1200 W (Ø165 mm)
Double-circuit burner	1000/2000 W (Ø 120/200 mm)
Booster	Yes
Glass-ceramic	ILVA ITALY
Control	Touch control
Stop & Go function	Yes
Power stages	9
Heating element	Hi Light
Safety features	Panel lock button, residual heat indicator, overheating protection, automatic shutoff when boiling over
Burner timer	Yes
Dimensions	288×520×52 mm
Cutout dimensions	268×500 mm
Installation drawing	Page 138/2

MILLEN MEH 451 BL



Number of burners	3
Burner R1	1 × 1200 W (Ø165 mm)
Burners R2 to R3	1 × 1800 W (Ø200 mm)
Glass-ceramic	Kanger
Control	Touch control
Heating element	Hi Light
Safety features	Panel lock button, residual heat indicator, overheating protection, automatic shutoff when boiling over
Burner timer	Yes
Power consumption	4800 W
Dimensions	450 × 520 × 52 mm
Cutout dimensions	425 × 490 mm
Installation drawing	Page 138/3

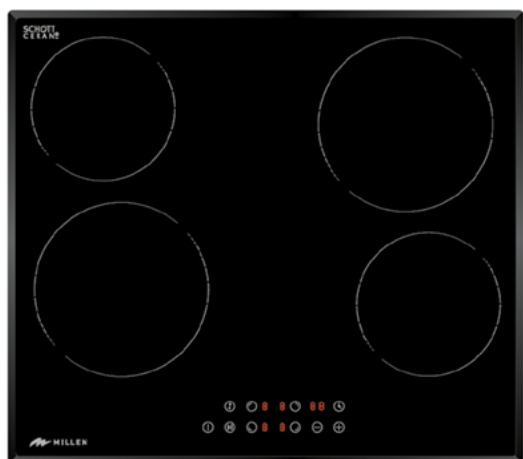
Black

MH00880



MEH 451 BL

MILLEN MEH 601 BL



Black

MH00900



Number of burners	4
Single-circuit burner	1200 W (Ø 165 mm) × 2, 1800 W (Ø 200 mm) × 2
Glass-ceramic	Kanger
Control	Touch control
Heating element	Hi Light
Safety features	Panel lock button, residual heat indicator, overheating protection, automatic shutoff when boiling over
Burner timer	Yes
Power consumption	6000 W
Dimensions	590 × 520 × 52 mm
Cutout dimensions	560 × 490 mm
Installation drawing	Page 138/4

MILLEN MEH 603 BL



Black

MH01100



Number of burners	4
Single-circuit burner	1200 W (Ø 165 mm) × 2, 1800 W (Ø 200 mm)
Double-circuit burner	1000/2000 W (Ø 120/200 mm)
Glass-ceramic	ILVA ITALY
Control	Touch control
Heating element	Hi Light
Safety features	Panel lock button, residual heat indicator, overheating protection, automatic shutoff when boiling over
Stop & Go function	Yes
Burner timer	Yes
Power consumption	6200 W
Dimensions	590 × 520 × 52 mm
Cutout dimensions	560 × 490 mm
Installation drawing	Page 138/5

MILLEN MEH 902 BL



 Black

MH01580



Number of burners	5
Single-circuit burner	1200 W (Ø 165 mm) × 2, 1800 W (Ø 200 mm.)
Double-circuit burner	1000/2200 W (Ø 138/230 mm)
Triple-circuit burner	800/1500/2300 W (Ø 120/175/230 mm)
Glass ceramics	Kanger
Control	Touch control, slider
Heating element	Hi Light
Safety features	Panel lock button, residual heat indicator, overheating protection, automatic shutoff when boiling over
Stop & Go function	Yes
Burner timer	Yes
Power consumption	8700 W
Dimensions	900 × 520 × 52 mm
Cutout dimensions	870 × 490 mm
Installation drawing	Page 138/6

MILLEN MEH 904 BL



 Black

MH01900



Number of burners	5
Single-circuit burner	1200 W (Ø 165 mm) × 2, 1800 W (Ø 200 mm.)
Double-circuit burner	1000/2200 W (Ø 138/230 mm)
Triple-circuit burner	1050/1950/2700 W (Ø 150/220/300 mm)
Glass ceramics	Kanger
Control	Touch control, slider
Heating element	Hi Light
Safety features	Panel lock button, residual heat indicator, overheating protection, automatic shutoff when boiling over
Stop & Go function	Yes
Burner timer	Yes
Power consumption	9100 W
Dimensions	900 × 520 × 52 mm
Cutout dimensions	870 × 490 mm
Installation drawing	Page 138/6



MEH 904 BL

MILLEN INDUCTION HOBS

With MILLEN induction hobs, cooking is comfortable and safe. The induction heating element directly heats the cookware but not the top glass, saving you time and power. For those who enjoy doing a lot of cooking, we offer large hobs with four or five heating zones, while those who cook less often can choose more compact models with two or three zones. Our induction hobs are elaborated to the smallest detail. They come with a state-of-the-art, convenient touch control panel, timer, and Boost technology and can join a few hotplates into one for oversize cookware. Each model also features a protection system. It prevents overheating and switching on a burner with no cookware on and shuts off the appliance when all water has boiled out. The hobs are made of reliable and elegant Kanger and Schott Ceran glass and will be a stylish addition to any interior.

MILLEN INNOVATIONS



COMBY ZONE

Joins the heating zones for oversize cookware



HEAT INDICATOR

Residual-heat indicator for your safety



BOOST

High power mode



SAFETY LOCK

Control panel lock for comfortable use



DIAMOND CUT

Glass-ceramic panel design that looks stylish and makes the appliance safer to use



SENSE-TOUCH

Highly sensitive touch control



AUTO-OFF

The hob automatically shuts off when the heat level gets too high



SLIDER TAP

The slider lets you smoothly change the heating power and cooking time with a slide of a finger, simplifying control and helping you quickly and accurately adjust parameters

MODEL IDENTIFICATION

MIH 302 BL

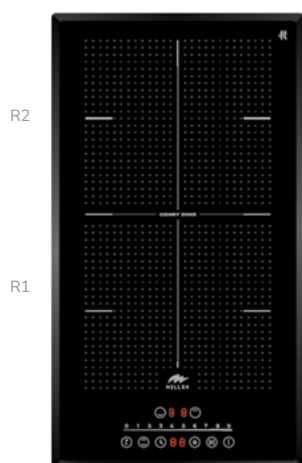
M	MILLEN brand
I	Induction
H	Hob
302	30 cm wide 2 model number
BL	Model color (black)

Visit our website



MIH 302 BL

MILLEN MIH 302 BL




Black

MH01100



Number of burners	2
Burner R1	1 x 1500 W
Burner R2	1 x 2000 W
Comby zone	2600 W / 3000 W (Boost)
Glass ceramics	Kanger
Control	Touch control, slider
Heating element	Induction
Safety features	Panel lock button, overheating protection, automatic shutoff when boiling over, automatic cookware recognition
Burner timer	Yes
Boost function	Yes
Combination zone	Yes
Power consumption	3500 W
Dimensions	288×520×58 mm
Cutout dimensions	268×500 mm
Installation drawing	Page 139/1

MILLEN MIH 452 BL



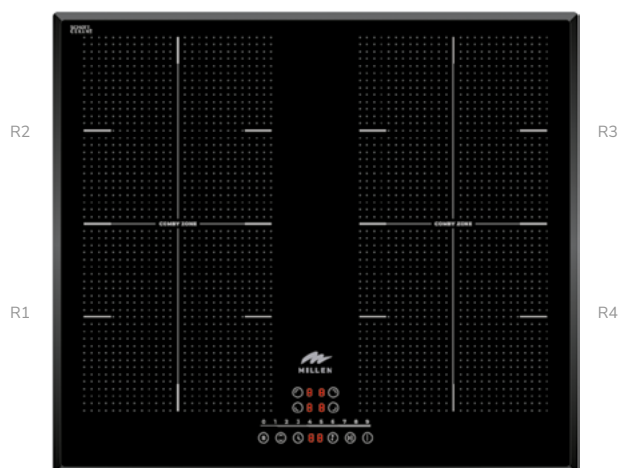
Black

MH01400



Number of burners	3
Burner R1	1500 W
Burner R2	1800/2000 W (Boost)
Comby zone	2500/2800 W (Boost)
Glass ceramics	Kanger
Control	Touch control, slider
Heating element	Induction
Safety features	Panel lock button, overheating protection, automatic shutoff when boiling over, automatic cookware recognition
Burner timer	Yes
Boost function	Yes
Combination zone	Yes
Power consumption	5700 W
Dimensions	450×520×58 mm
Cutout dimensions	425×490 mm
Installation drawing	Page 139/2

MILLEN MIH 602 BL



Black

MH01600



Number of burners	4
Burner R1-R4	1800 W / Boost 2100 W
Comby zone	3000/3400 W
Glass ceramics	Kanger
Control	Touch control, slider
Heating element	Induction
Safety features	Panel lock button, overheating protection, automatic shutoff when boiling over, automatic cookware recognition
Burner timer	Yes
Boost function	Yes
Combination zone	Yes
Power consumption	7000 W
Dimensions	590×520×58 mm
Cutout dimensions	560×490 mm
Gross/net weight	10.2/9.07 kg
Installation drawing	Page 139/3



MIH 452 BL

MILLEN GAS HOBS

MILLEN gas hobs are a modern classic—a combination of traditional appliances and new technology. The hobs come with durable Sabaf burners and strong cast-iron pan supports coupled with other functional materials such as stainless steel, enamel, and glass in colors to fit any living space. The flame failure safety device and automatic ignition ensure safe use. The hobs can be connected to gas lines or gas cylinders and are easily and conveniently controlled with mechanical knobs. The gas hobs have two to five burners with different sizes and numbers of flame circuits. The burners are well spaced, so you can comfortably cook using very small and very large cookware.

MILLEN INNOVATIONS



FLAME FAILURE DEVICE

A safety system that shuts off the gas supply if the flame is accidentally extinguished.

The system effectively prevents dangerous situations caused by gas leaks.



CLICK FLAME

Automatic ignition and precise flame adjustment



STABLE PAN

Ergonomic pan support shape



DUAL LOOP

Dual burning circuits to quickly achieve high temperatures



GAS CONVERSION

MILLEN gas hobs are dual-compatible and come with NG-LPG conversion kits for quick setup with either gas source

MODEL IDENTIFICATION

M G H G 6502 WH

M MILLEN brand
G Gas
H Hob
G Glass

6502 65 cm wide
02 model number


WH Model color (White)

Visit our website



MGHG 6502 WH

MILLEN MGH 3001 IX



Inox

MH00545



Number of burners	2
Burners	Sabaf (Italy)
Large burner	1×2900 W
Small burner	1×1000 W
Surface material	Stainless steel
Pan support material	Cast iron
Control	Mechanical control, electric ignition
Heat-resistant knobs	Hi-tech
Safety functions	Flame failure safety device
Power consumption	3900 W
Dimensions	89.6 × 290 × 510 mm
Cutout dimensions	Min. 30 × 270 × 480–490 mm
Installation drawing	Page 140/1

MILLEN MGH 3002 IX



Inox

MH00545



Number of burners	2
Burners	Sabaf (Italy)
Large burner	1×2900 W
Small burner	1×1000 W
Surface material	Stainless steel
Pan support material	Cast iron
Control	Mechanical control, electric ignition
Heat-resistant knobs	Hi-tech
Safety functions	Flame failure safety device
Power consumption	3900 W
Dimensions	89.6 × 290 × 510 mm
Cutout dimensions	Min. 30 × 270 × 480–490 mm
Installation drawing	Page 140/1



MGH 3002 IX



MGH 9001 IX


MILLEN MGH 6501 IX



 Inox

MH00990



Number of burners	4
Burners	 Sabaf (Italy)
WOK burner	1×3800 W
Large burner	1×2900 W
Medium burner	1×2000 W
Small burner	1×1000 W
Surface material	Stainless steel
Pan support material	Cast iron
Control	Mechanical control, electric ignition
Heat-resistant knobs	Hi-tech
Safety functions	Flame failure safety device
Power consumption	9700 W
Dimensions	95.9 × 670 × 520 mm
Cutout dimensions	Min. 30 × 560 × 480–490 mm
Installation drawing	Page 140/2


MILLEN MGH 9001 IX




 Inox

MH01250



Number of burners	5
Burners	 Sabaf (Italy)
WOK burner	1×4200 W
Large burner	1×2900 W
Medium burner	2×2000 W
Small burner	1×1000 W
Surface material	Stainless steel
Pan support material	Cast iron
Control	Mechanical control, electric ignition
Heat-resistant knobs	Hi-tech
Safety functions	Flame failure safety device
Power consumption	12100 W
Dimensions	95.9 × 880 × 520 mm
Cutout dimensions	Min. 30 × 830 × 480–490 mm
Installation drawing	Page 140/3

MILLEN MGHG 3001 BL




Black

MH00740



Number of burners	2
Burners	Sabaf (Italy)
Large burner	1×2900 W
Small burner	1×1000 W
Surface material	Glass
Pan support material	Cast iron
Control	Mechanical control, electric ignition
Heat-resistant knobs	Hi-tech
Safety functions	Flame failure safety device
Power consumption	3900 W
Dimensions	89.6 × 290 × 510 mm
Cutout dimensions	Min. 30 × 270 × 480–490 mm
Installation drawing	Page 140/1

MILLEN MGHG 3001 WH




White


MH00740



Number of burners	2
Burners	Sabaf (Italy)
Large burner	1×2900 W
Small burner	1×1000 W
Surface material	Glass
Pan support material	Cast iron
Control	Mechanical control, electric ignition
Heat-resistant knobs	Hi-tech
Safety functions	Flame failure safety device
Power consumption	3900 W
Dimensions	89.6 × 290 × 510 mm
Cutout dimensions	Min. 30 × 270 × 480–490 mm
Installation drawing	Page 140/1

MILLEN MGHG 3002 BL



Number of burners	2
Burners	 Sabaf (Italy)
Large burner	1×2900 W
Small burner	1×1000 W
Surface material	Glass
Pan support material	Cast iron
Control	Mechanical control, electric ignition
Heat-resistant knobs	Hi-tech
Safety functions	Flame failure safety device
Power consumption	3900 W
Dimensions	89.6 × 290 × 520 mm
Cutout dimensions	Min. 30 × 270 × 480–490 mm
Installation drawing	Page 140/1



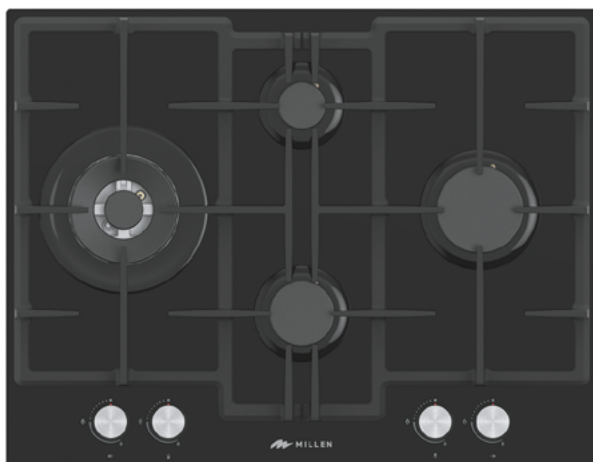
Black

MH00740



MGHG 3002 BL


MILLEN MGHG 6502 BL



 Black

MH01340



Number of burners	4
Burners	 Sabaf (Italy)
WOK burner	1×3800 W
Large burner	1×2900 W
Medium burner	1×2000 W
Small burner	1×1000 W
Surface material	Glass
Pan support material	Cast iron
Control	Mechanical control, electric ignition
Heat-resistant knobs	Hi-tech
Safety functions	Flame failure safety device
Power consumption	9700 W
Dimensions	95.9 × 670 × 520 mm
Cutout dimensions	Min. 30 × 560 × 480–490 mm
Installation drawing	Page 140/2


MILLEN MGHG 6502 WH



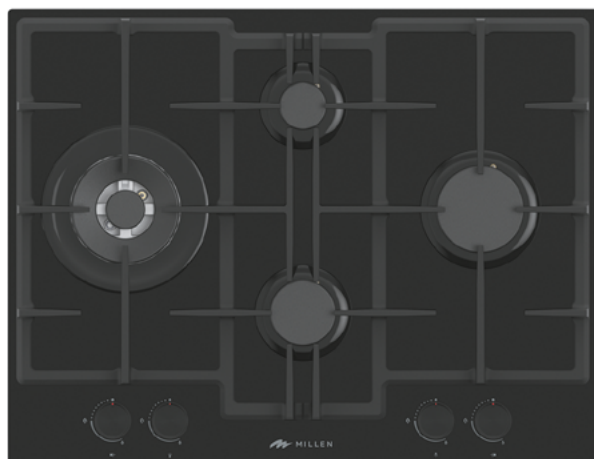
 White

MH01500



Number of burners	4
Burners	 Sabaf (Italy)
WOK burner	1×3800 W
Large burner	1×2900 W
Medium burner	1×2000 W
Small burner	1×1000 W
Surface material	Glass
Pan support material	Cast iron
Control	Mechanical control, electric ignition
Heat-resistant knobs	Hi-tech
Safety functions	Flame failure safety device
Power consumption	9700 W
Dimensions	95.9 × 670 × 520 mm
Cutout dimensions	Min. 30 × 560 × 480–490 mm
Installation drawing	Page 140/2

MILLEN MGHG 6503 BL



Black

MH01340



Number of burners	4
Burners	Sabaf (Italy)
WOK burner	1×3800 W
Large burner	1×2900 W
Medium burner	1×2000 W
Small burner	1×1000 W
Surface material	Glass
Pan support material	Cast iron
Control	Mechanical control, electric ignition
Heat-resistant knobs	Hi-tech
Safety functions	Flame failure safety device
Power consumption	9700 W
Dimensions	95.9 × 670 × 520 mm
Cutout dimensions	Min. 30 × 560 × 480–490 mm
Installation drawing	Page 140/2




MGHG 6503 BL



MGHG 9001 BL

MILLEN MGHG 9001 BL




Black

MH01400



Number of burners	5
Burners	Sabaf (Italy)
WOK burner	1 × 4200 W
Large burner	1 × 2900 W
Medium burner	2 × 2000 W
Small burner	1 × 1000 W
Surface material	Glass
Pan support material	Cast iron
Control	Mechanical control, electric ignition
Heat-resistant knobs	Hi-tech
Safety functions	Flame failure safety device
Power consumption	12100 W
Dimensions	95.9 × 880 × 520 mm
Cutout dimensions	Min. 30 × 830 × 480–490 mm
Installation drawing	Page 140/3

MILLEN MGHG 9002 BL



Black

MH01400



Number of burners	5
Burners	Sabaf (Italy)
WOK burner	1 × 4200 W
Large burner	1 × 2900 W
Medium burner	2 × 2000 W
Small burner	1 × 1000 W
Surface material	Glass
Pan support material	Cast iron
Control	Mechanical control, electric ignition
Heat-resistant knobs	Hi-tech
Safety functions	Flame failure safety device
Power consumption	12100 W
Dimensions	95.9 × 880 × 520 mm
Cutout dimensions	Min. 30 × 830 × 480–490 mm
Installation drawing	Page 140/3



Ovens



Ovens

MILLEN OVENS

MILLEN ovens offer extended functionality, premium quality, and a well-thought-out design. They can turn your food fantasies into reality right in the comfort of your home. Our appliances will strike a chord even with demanding cooking experts: this catalogue offers compact and full-size, increased-capacity ovens with a grill, a built-in steam cooker, a microwave function, several heating elements used independently or simultaneously, and preset parameter combinations for various dishes.

While they're highly sophisticated, the MILLEN ovens are safe and convenient in use. The multilayer door glass will protect you against burns, and the timer will let you know when your food is ready. Using the display and internal lighting, you can always keep an eye on how the cooking is going. Set accurate parameters on the display with just a couple of taps, so you don't have to spend much time in the kitchen—unless you want to. Easily take care of your appliances thanks to the special enamel and easy-to-disassemble door as well as the Schott door glass (Germany) that will let you forget about scratches.

MILLEN INNOVATIONS



STEAM

The combination of conventional oven functionality with a steam cooker means more space for the most imaginative homeowners



SPACE +

The larger cavity for standard-size models offers more possibilities and free space



TG PAN

Pans with thick hardened-glass walls are made with great care for the environment, have an excellent heat storage capacity, and are easy to take care of and beautiful



SPACE XL

Maximum oven capacity for a big and hospitable family



BAKE SETTLE

Quickly cook many tasty dishes for your family using the included convenient deep pan



RTT DISPLAY

The display can show each parameter and mode, so you can quickly find a suitable configuration and be sure the cooking goes as planned



SOFT CLOSE

Thanks to the door closer, the oven door can be closed very softly, meaning a long service life for the door mount and safety for your hands

MILLEN INNOVATIONS



FLOWART

MILLEN convection turns baked foods into works of art: air streams distribute heat in a way that gives each piece the perfect texture and taste



LOW-E GLASS / Low-Emissivity Glass

The door glass keeps the heat inside the cavity, resulting in lower power consumption



EOPS / Exclusive One-Piece Space

The seamless cavity provides faster heating, a lower load on the heating elements, and easier cleaning



FRYART

With the minimum use of oil, cooking in the air frying mode on the perforated pan makes the crispy crust both tasty and wholesome



EE SYSTEM / Effect Energy

High-quality insulation and highly sensitive heat sensors improve energy efficiency while maintaining performance



EASY CLIP

The door design makes cleaning the oven easier: the door and the glass are easily removable thanks to our patented mechanism

MODEL IDENTIFICATION

M E O 6004 BB

M	MILLEN brand
E	Electric
O	Oven
6004	60 cm wide 04 model number
BB	Model color (Black+Black controls)

Visit our website




MILLEN MEO 6001 BL



 Black

MO01240



Installation type	Built-in
Control	Mechanical, timer
Finish	Glass, stainless steel control elements
Operating modes	7 (Traditional heating + convection, Traditional heating, Upper heating + convection, Upper heating, Lower heating, Defrosting, Lighting, Interior light)
Capacity	78 L
Door glass	 Double German SCHOTT
Rails	Standard 1 pair of telescopic rails
Included accessories	1 wire rack, 2 pans
Power consumption	2352 W
Energy efficiency class	A
Maximum temperature	260°C
Dimensions	595 × 595 × 547 mm
Cutout dimensions	600 × 560 × 550 mm
Installation drawing	Page 141/1


MILLEN MEO 6001 WH



 White

MO01240



Installation type	Built-in
Control	Mechanical, timer
Finish	Glass, stainless steel control elements
Operating modes	7 (Traditional heating + convection, Traditional heating, Upper heating + convection, Upper heating, Lower heating, Defrosting, Lighting)
Capacity	78 L
Door glass	 Double German SCHOTT
Rails	Standard 1 pair of telescopic rails
Included accessories	1 wire rack, 2 pans
Power consumption	2352 W
Energy efficiency class	A
Maximum temperature	260°C
Dimensions	595 × 595 × 547 mm
Cutout dimensions	600 × 560 × 550 mm
Installation drawing	Page 141/1



MEO 6001 BL



MEO 6001 IX

MILLEN MEO 6001 IX



Inox

MO01160



Installation type	Built-in
Control	Mechanical, timer
Finish	Glass, Stainless steel
Operating modes	7 (Traditional heating + convection, traditional heating, upper heating + convection, upper heating, lower heating, defrosting, lighting, light)
Capacity	78 L
Door glass	Double German SCHOTT
Rails	Standard 1 pair of telescopic rails
Included accessories	1 wire rack, 2 pans
Power consumption	2352 W
Energy efficiency class	A
Maximum temperature	260°C
Dimensions	595 × 595 × 547 mm
Cutout dimensions	600 × 560 × 550 mm
Installation drawing	Page 141/1

MILLEN MEO 6001 BB



Black + Black controls

MO01160



Installation type	Built-in
Control	Mechanical, timer
Finish	Black glass, black control elements
Operating modes	7 (Traditional heating + convection, traditional heating, upper heating + convection, upper heating, lower heating, defrosting, lighting, light)
Capacity	78 L
Door glass	Double German SCHOTT
Rails	Standard 1 pair of telescopic rails
Included accessories	1 wire rack, 2 pans
Power consumption	2352 W
Energy efficiency class	A
Maximum temperature	260°C
Dimensions	595 × 595 × 547 mm
Cutout dimensions	600 × 560 × 550 mm
Installation drawing	Page 141/1


MILLEN MEO 6002 BL



 Black

MO01380



Installation type	Built-in
Control	Mechanical and touch control, timer
Finish	Glass, stainless steel control elements
Operating modes	8 (Traditional heating + convection, Traditional heating, Large grill + convection, Large grill, Small grill + convection, Lower heating, Defrost, Light)
Capacity	73 L
Door glass	 Double German SCHOTT
Rails	Standard 1 pair of telescopic rails
Included accessories	1 wire rack, 2 pans
Power consumption	2500 W
Energy efficiency class	A
Maximum temperature	260°C
Dimensions	595 × 595 × 547 mm
Cutout dimensions	600 × 560 × 550 mm
Installation drawing	Page 141/2


MILLEN MEO 6002 WH



 White

MO01380



Installation type	Built-in
Control	Mechanical and touch control, timer
Finish	Glass, stainless steel control elements
Operating modes	8 (Traditional heating + convection, Traditional heating, Large grill + convection, Large grill, Small grill + convection, Lower heating, Defrost, Light)
Capacity	73 L
Door glass	 Double German SCHOTT
Rails	Standard 1 pair of telescopic rails
Included accessories	1 wire rack, 2 pans
Power consumption	2500 W
Energy efficiency class	A
Maximum temperature	260°C
Dimensions	595 × 595 × 547 mm
Cutout dimensions	600 × 560 × 550 mm
Installation drawing	Page 141/2



MEO 6002 BL



MEO 6002 IX


MILLEN MEO 6002 IX



 Inox

MO01380



Installation type	Built-in
Control	Mechanical and touch control, timer
Finish	Glass, Stainless steel
Operating modes	8 (Traditional heating + convection, Traditional heating, Large grill + convection, Large grill, Small grill + convection, Lower heating, Defrost, Light)
Capacity	73 L
Door glass	 Double German SCHOTT
Rails	Standard 1 pair of telescopic rails
Included accessories	1 wire rack, 2 pans
Power consumption	2500 W
Energy efficiency class	A
Maximum temperature	260°C
Dimensions	595 × 595 × 547 mm
Cutout dimensions	600 × 560 × 550 mm
Installation drawing	Page 141/2

MILLEN MEO 6002 BB



 Black + Black controls

MO01380



Installation type	Built-in
Control	Mechanical and touch control, timer
Finish	Black Glass, Black Controls
Operating modes	8 (Traditional heating + convection, Traditional heating, Large grill + convection, Large grill, Small grill + convection, Lower heating, Defrost, Light)
Capacity	73 L
Door glass	 Double German SCHOTT
Rails	Standard 1 pair of telescopic rails
Included accessories	1 wire rack, 2 pans
Power consumption	2500 W
Energy efficiency class	A
Maximum temperature	260°C
Dimensions	595 × 595 × 547 mm
Cutout dimensions	600 × 560 × 550 mm
Installation drawing	Page 141/2


MILLEN MEO 6003 BL



 Black

MO01660



Installation type	Built-in
Control	Mechanical and touch control, timer
Finish	Glass, stainless steel control elements
Operating modes	9 (Traditional heating + convection, Traditional heating, Upper heating + convection, Upper heating, FRYART, FRYART + lower heating, Lower heating, Defrost, Light)
Capacity	78 L
Door glass	 Double German SCHOTT
Rails	Standard, 1 pair of telescopic rails
Included accessories	1 wire rack, 1 pan, FRYART pan
Power consumption	3260 W
Energy efficiency class	A
Maximum temperature	260°C
Dimensions	595 × 595 × 547 mm
Cutout dimensions	600 × 560 × 550 mm
Installation drawing	Page 141/2


MILLEN MEO 6003 WH



 White

MO01660



Installation type	Built-in
Control	Mechanical and touch control, timer
Finish	Glass, stainless steel control elements
Operating modes	9 (Traditional heating + convection, Traditional heating, Upper heating + convection, Upper heating, FRYART, FRYART + lower heating, Lower heating, Defrost, Light)
Capacity	78 L
Door glass	 Double German SCHOTT
Rails	Standard, 1 pair of telescopic rails
Included accessories	1 wire rack, 1 pan, FRYART pan
Power consumption	3260 W
Energy efficiency class	A
Maximum temperature	260°C
Dimensions	595 × 595 × 547 mm
Cutout dimensions	600 × 560 × 550 mm
Installation drawing	Page 141/2



MEO 6003 BL



MEO 6003 IX


MILLEN MEO 6003 IX



 Inox


MO01660



Installation type	Built-in
Control	Mechanical and touch control, timer
Finish	Glass, Stainless steel
Operating modes	9 (Traditional heating + convection, Traditional heating, Upper heating + convection, Upper heating, FRYART, FRYART + lower heating, Lower heating, Defrost, Light)
Capacity	78 L
Door glass	 Double German SCHOTT
Rails	Standard, 1 pair of telescopic rails
Included accessories	1 wire rack, 1 pan, FRYART pan
Power consumption	3260 W
Energy efficiency class	A
Maximum temperature	260°C
Dimensions	595 × 595 × 547 mm
Cutout dimensions	600 × 560 × 550 mm
Installation drawing	Page 141/2


MILLEN MEO 6003 BB



 Black + Black controls

MO01660



Installation type	Built-in
Control	Mechanical and touch control, timer
Finish	Black glass, black control elements
Operating modes	9 (Traditional heating + convection, Traditional heating, Upper heating + convection, Upper heating, FRYART, FRYART + lower heating, Lower heating, Defrost, Light)
Capacity	78 L
Door glass	 Double German SCHOTT
Rails	Standard, 1 pair of telescopic rails
Included accessories	1 wire rack, 1 pan, FRYART pan
Power consumption	3260 W
Energy efficiency class	A
Maximum temperature	260°C
Dimensions	595 × 595 × 547 mm
Cutout dimensions	600 × 560 × 550 mm
Installation drawing	Page 141/2

MILLEN MEO 6004 BL



 Black

MO01900



Installation type	Built-in
Control	Mechanical and touch control, timer
Finish	Glass, stainless steel control elements
Operating modes	10 (Traditional heating + convection, Traditional heating, Big grill + convection, Big grill, Small grill + convection, FRYART, FRYART + bottom heating, Bottom heating, Defrost, Light)
Capacity	73 L
Door glass	 Double German SCHOTT
Rails	Standard, 1 pair of telescopic rails
Included accessories	1 wire rack, 1 pan, 1 FRY-ART baking tray, 1 deep backing tray
Soft closing door	Yes
Lighting	Automatic interior lighting with door activation
Power consumption	3270 W
Energy efficiency class	A
Maximum temperature	260°C
Installation drawing	Page 141/2


MILLEN MEO 6004 WH



 White

MO01900



Installation type	Built-in
Control	Mechanical and touch control, timer
Finish	Glass, stainless steel control elements
Operating modes	10 (Traditional heating + convection, Traditional heating, Large grill + convection, Large grill, Small grill + convection, FRYART, FRYART + bottom heating, Bottom heating, Defrost, Light)
Capacity	73 L
Door glass	 Double German SCHOTT
Rails	Standard, 1 pair of telescopic rails
Included accessories	1 wire rack, 1 pan, 1 FRY-ART baking tray, 1 deep backing tray
Soft closing door	Yes
Lighting	Automatic interior lighting with door activation
Power consumption	3270 W
Energy efficiency class	A
Maximum temperature	260°C
Installation drawing	Page 141/2



MBW 381 BL

MEO 6004 BL



MILLEN MEO 6004 IX



Inox

MO01900



Installation type	Built-in
Control	Mechanical and touch control, timer
Finish	Glass, stainless steel
Operating modes	10 (Traditional heating + convection, Traditional heating, Large grill + convection, Large grill, Small grill + convection, FRYART, FRYART + lower heating, Lower heating, Defrost, Light)
Capacity	73 L
Door glass	Double German SCHOTT
Rails	Standard, 1 pair of telescopic rails
Included accessories	1 wire rack, 1 pan, 1 FRY-ART baking tray, 1 deep backing tray
Soft closing door	Yes
Lighting	Automatic interior lighting with door activation
Power consumption	3270 W
Energy efficiency class	A
Maximum temperature	260°C
Installation drawing	Page 141/2

MILLEN MEO 6004 BB



Black + Black controls

MO02040



Installation type	Built-in
Control	Mechanical and touch control, timer
Finish	Black glass, black control elements
Operating modes	10 (Traditional heating + convection, Traditional heating, Large grill + convection, Large grill, Small grill + convection, FRYART, FRYART + lower heating, Lower heating, Defrost, Light)
Capacity	73 L
Door glass	Double German SCHOTT
Rails	Standard, 1 pair of telescopic rails
Included accessories	1 wire rack, 1 pan, 1 wire rack, 1 pan, 1 FRYART baking tray, 1 deep backing tray
Soft closing door	Yes
Lighting	Automatic interior lighting with door activation
Power consumption	3270 W
Energy efficiency class	A
Maximum temperature	260°C
Installation drawing	Page 141/2


MILLEN MEO 6005 BL



 Black

MO02300



Installation type	Built-in
Control	Mechanical and touch control, timer
Finish	Glass, stainless steel control elements
Operating modes	10 (Traditional heating + convection, Traditional heating, Upper heating + convection, Upper heating, FRYART, FRYART + lower heating, Lower heating, Defrost, Light)
Capacity	81 L
Door glass	 Double German SCHOTT
Rails	Standard, 1 pair of telescopic rails
Included accessories	1 wire rack, 1 pan, FRYART pan, 1 deep pan
Soft closing door	Yes
Lighting	Automatic interior lighting with door activation
Power consumption	3270 W
Energy efficiency class	A
Maximum temperature	260°C
Installation drawing	Page 141/2


MILLEN MEO 6005 WH



 White

MO02300



Installation type	Built-in
Control	Mechanical and touch control, timer
Finish	Glass, stainless steel control elements
Operating modes	10 (Traditional heating + convection, Traditional heating, Upper heating + convection, Upper heating, FRYART, FRYART + lower heating, Lower heating, Defrost, Light)
Capacity	81 L
Door glass	 Double German SCHOTT
Rails	Standard, 1 pair of telescopic rails
Included accessories	1 wire rack, 1 pan, FRYART pan, 1 deep pan
Soft closing door	Yes
Lighting	Automatic interior lighting with door activation
Power consumption	3270 W
Energy efficiency class	A
Maximum temperature	260°C
Installation drawing	Page 141/2

MILLEN MEO 6005 IX




Inox

MO02300



Installation type	Built-in
Control	Mechanical and touch control, timer
Finish	Glass, Stainless Steel
Operating modes	10 (Traditional heating + convection, Traditional heating, Upper heating + convection, Upper heating, FRYART, FRYART + lower heating, Lower heating, Defrost, Light)
Capacity	81 L
Door glass	Double German SCHOTT
Rails	Standard, 1 pair of telescopic rails
Included accessories	1 wire rack, 1 pan, FRYART pan, 1 deep pan
Soft closing door	Yes
Lighting	Automatic interior lighting with door activation
Power consumption	3270 W
Energy efficiency class	A
Maximum temperature	260°C
Installation drawing	Page 141/2



MEO 6005 IX

MILLEN MEOS 605 BL



 Black

MO03600



Installation type	Built-in
Control	High Quality TFT Display
Finish	Black Glass
Operating modes	Convection, Cooling fan; Interior Light; Grill; Steam; Steam and Grill; Air Fry; Defrost; Fermentation
Intelligent Menu	56 Smart Recipes
Capacity	72 L
Door glass	Triple Layer Glazed
Heating location	Up, Bottom and Back
Included accessories	Wire rack, Enamel tray, Steam tray, Air Fry Basket.
Water tank	1.3 L independent
Cavity material	Enamel one-piece cavity
Power consumption	2800 W
Energy efficiency class	A
Maximum temperature	230°C
Dimensions	595 × 550 × 595 mm
Installation drawing	Page 141/3

MILLEN MEOS 605 IX



 Inox

MO03600



Installation type	Built-in
Control	High Quality TFT Display
Finish	Inox - Stainless Steel
Operating modes	Convection, Cooling fan; Interior Light; Grill; Steam; Steam and Grill; Air Fry; Defrost; Fermentation
Intelligent Menu	56 Smart Recipes
Capacity	72 L
Door glass	Triple Layer Glazed
Heating location	Up, Bottom and Back
Included accessories	Wire rack, Enamel tray, Steam tray, Air Fry Basket.
Water tank	1.3 L independent
Cavity material	Enamel one-piece cavity
Power consumption	2800 W
Energy efficiency class	A
Maximum temperature	230°C
Dimensions	595 × 550 × 595 mm
Installation drawing	Page 141/3



MBW 381 IX

MEOS 605 IX



MEOS 451 BL

MILLEN MEOS 451 BL



 Black

MO02800



Installation type	Built-in
Control	Touch
Finish	Black Glass
Operating modes	Convection; Cooling fan; Interior Light; Grill; Steam; Steam and Grill; Defrost; Fermentation;
Intelligent Menu	38 Smart Recipes
Capacity	43 L
Door glass	Triple Layer Glazed
Heating location	Up, Bottom and Back
Included accessories	Wire rack; Enamel tray; Steam tray
Water tank	1.3 L independent
Cavity material	SUS 304 one-piece cavity
Power consumption	2000 W
Energy efficiency class	A
Maximum temperature	230°C
Dimensions	595 × 550 × 455 mm
Installation drawing	Page 141/4

MILLEN MEOS 451 IX



 Inox

MO02800



Installation type	Built-in
Control	Touch
Finish	Inox - Stainless Steel
Operating modes	Convection; Cooling fan; Interior Light; Grill; Steam; Steam and Grill; Defrost; Fermentation;
Intelligent Menu	38 Smart Recipes
Capacity	43 L
Door glass	Triple Layer Glazed
Heating location	Up, Bottom and Back
Included accessories	Wire rack; Enamel tray; Steam tray
Water tank	1.3 L independent
Cavity material	SUS 304 one-piece cavity
Power consumption	2000 W
Energy efficiency class	A
Maximum temperature	230°C
Dimensions	595 × 550 × 455 mm
Installation drawing	Page 141/4

MILLEN MEOS 455 BL



Black

MO03200



Installation type	Built-in
Control	High Quality TFT Display
Finish	Black Glass
Operating modes	Convection; Cooling fan; Interior Light; Grill; Steam; Steam and Grill; Defrost; Fermentation;
Intelligent Menu	56 Smart Recipes
Capacity	50 L
Door glass	Triple Layer Glazed
Heating location	Up, Bottom and Back
Included accessories	Wire rack; Enamel tray; Steam tray
Water tank	1.3 L independent
Cavity material	Enamel one-piece cavity
Power consumption	2000 W
Energy efficiency class	A
Maximum temperature	230°C
Dimensions	595 × 550 × 455 mm
Installation drawing	Page 141/4

MILLEN MEOS 455 IX



Inox

MO03200



Installation type	Built-in
Control	High Quality TFT Display
Finish	Inox - Stainless Steel
Operating modes	Convection; Cooling fan; Interior Light; Grill; Steam; Steam and Grill; Defrost; Fermentation;
Intelligent Menu	56 Smart Recipes
Capacity	50 L
Door glass	Triple Layer Glazed
Heating location	Up, Bottom and Back
Included accessories	Wire rack; Enamel tray; Steam tray
Water tank	1.3 L independent
Cavity material	Enamel one-piece cavity
Power consumption	2000 W
Energy efficiency class	A
Maximum temperature	230°C
Dimensions	595 × 550 × 455 mm
Installation drawing	Page 141/4



MEOS 455 BL



MGO 602 BL

MILLEN INNOVATIONS



FLAME FAILURE DEVICE

A safety system that shuts off the gas supply if the flame is accidentally extinguished.

The system effectively prevents dangerous situations caused by gas leaks.



CLICK FLAME

Automatic ignition and precise flame adjustment

MODEL IDENTIFICATION

M G O 602 BL

M	MILLEN brand
G	Gas
O	Oven
602	60 cm wide 2 model number
BB	Model color (Black+Black controls)

Visit our website





MGO 602 IX

MILLEN MGO 602 BL



Black

MO01790



Installation type	Built-in
Control	Mechanical, touch, timer
Display	Elite White Display
Finish	Black Glass door
Operating modes	Cooling Fan, Thermostat, Automatic Ignition, FFD, Turbo Fan
Door glass	Double German SCHOTT
Included accessories	1 grill, 1 baking trays
Power consumption	2500 W
Energy efficiency class	A
Maximum temperature	250°C
Dimensions	595 × 550 × 455 mm
Installation drawing	Page 141/5

MILLEN MGO 602 IX



Inox

MO01790



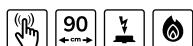
Installation type	Built-in
Control	Mechanical, touch, timer
Display	Elite White Display
Finish	Black Glass door and Stainless steel Panel
Operating modes	Cooling Fan, Thermostat, Automatic Ignition, FFD, Turbo Fan
Door glass	Double German SCHOTT
Included accessories	1 grill, 1 baking trays
Power consumption	2500 W
Energy efficiency class	A
Maximum temperature	250°C
Dimensions	595 × 550 × 455 mm
Installation drawing	Page 141/5

MILLEN MGO 901 BL



 Black

MO03800



Installation type	Built-in
Control	Mechanical, touch, timer
Display	Prime LED Display
Finish	Black Glass, Stainless Steel Control
Operating modes	KD-1 Ignition; FFD; Turbo Fan; Cooling Fan
Additional features	Rotisserie, Catalytic walls
Door glass	Triple Layer Glass with inner low-e glass
Included accessories	1 grill, 1 baking trays
Guides	Standard
Total Consumption	85 W
Energy efficiency class	A
Dimensions	895 × 595 × 547 mm

MILLEN MGO 901 IX



 Inox

MO03800



Installation type	Built-in
Control	Mechanical, touch, timer
Display	Prime LED Display
Finish	Black Glass, Stainless Steel Panel and Control Elements
Operating modes	KD-1 Ignition; FFD; Turbo Fan; Cooling Fan
Additional features	Rotisserie, Catalytic walls
Door glass	Triple Layer Glass with inner low-e glass
Included accessories	1 grill, 1 baking trays
Guides	Standard
Total Consumption	85 W
Energy efficiency class	A
Dimensions	895 × 595 × 547 mm



MGO 901 IX



Kitchen hoods



Kitchen hoods

MILLEN KITCHEN HOODS

MILLEN kitchen hoods ensure the air in the kitchen is always fresh and clean and that the scent of the dish you're cooking lingers for only as long as you want. This catalogue includes telescopic, fully integrated, and inclined models, each with its own benefits. Telescopic hoods have simple key controls and an extendable carriage that can enlarge air circulation area and makes the appliance more compact when it is off or running at normal capacity. A fully integrated hood can be built into a kitchen cupboard to fit any interior. Inclined hoods use 3D odor absorption technology and can be an essential part of modern kitchen design. Fully integrated and inclined hoods have nine speeds that can be conveniently switched using a touch panel or remote control unit. All models feature a silent and powerful motor and LED lighting and can operate in ventilation and recirculation modes.

MILLEN INNOVATIONS



QM + BLDC / Innovative Quiet Motor + Brushless Direct Current
Innovative quiet yet powerful motor for acoustic comfort



REMOTE CONTROL
Remote control provides more comfort and convenience



FANTOM
Original touch control technology with a hidden light panel



3D PURE
Faster odor and smoke absorption to keep kitchen air fresh and clean

— MODEL IDENTIFICATION

M B K H S G 9001 BL

M	MILLEN brand
B	Built-in
K	Kitchen
H	Hood
S	Telescopic
G	Glass
9001	90 cm wide 01 model number
BL	Model color (Black)

Visit our website



MBKHSG 9001 BL

MILLEN MBKHS 6001 IX



Inox

MH00420



1M



60

Options	Telescopic mode
Suction Power	400 m ³ /h
Motor	BLDC Quiet
Color	Stainless Steel
Light	1x2W LED Light
Control	Rocket switch
Filter	3 layer aluminum grease filter (included) + 2 pcs carbon filter (included)
Outlet	150 mm
Dimensions	595 × 315 × 225 mm
Installation drawing	Page 142/1

MILLEN MBKHS 9001 IX



Inox

MH00460



1M



90

Options	Telescopic mode
Suction Power	400 m ³ /h
Motor	BLDC Quiet
Color	Stainless Steel
Light	1x2W LED Light
Control	Rocket switch
Filter	3 layer aluminum grease filter (included) + 2 pcs carbon filter (included)
Outlet	150 mm
Dimensions	895 × 315 × 225 mm
Installation drawing	Page 142/2

MILLEN MBKHSG 6001 BL



 Black

MH00560



Options	Telescopic mode
Suction Power	500 m³/h
Airflow	130 m³/h
Motor	BLDC Quiet
Color	Black Glass
Light	1x2W LED Light
Control	Rocket switch
Filter	3-layer aluminum grease filter (2 PCS) (included) Carbon filter (2 PCS) (included)
Outlet	150 mm
Dimensions	595 × 315 × 225 mm
Installation drawing	Page 142/1

MILLEN MBKHSG 9001 BL



 Black

MH00660



Options	Telescopic mode
Suction Power	500 m³/h
Airflow	130 m³/h
Motor	BLDC Quiet
Color	Black Glass
Light	1x2W LED Light
Filter	3-layer aluminum grease filter (2 PCS) (included) Carbon filter (2 PCS) (included)
Outlet	150 mm
Dimensions	895 × 315 × 225 mm
Installation drawing	Page 142/2

MILLEN MTUB 35 BL



 Black

MH01100



Options	Wall mounted
Panel	Glass control
Motor	BLDC Quiet 1 × 100W
Suction Power	600 m³/h
Color	Black painted body + Glass control Panel
Gesture control	Yes
Light	1x6.5W LED panel
Filter	5-layer aluminium grease filter (1 pc)(included) Charcoal filter (included)
Outlet	150 mm
Dimensions	930 × 350 × 425 mm
Installation drawing	Page 142/3

MTUB 35 BL



MILLEN MBKHG 6001 BL



Black

MH01400



Suction Power	750 m³/h
Motor	BLDC Quiet
Noise level	45-64 dB
Finish	Glass
Number of speeds	3
Options	Perimeter aspiration
Lighting	2 × 5 W LED
Filter	Carbon filter (2 pc) (included)
Outlet	150 mm
Dimensions	555 × 330 × 365 mm
Installation drawing	Page 142/4

MILLEN MBKHG 702 BL



Black

MH00980



Suction Power	750 m³/h
Motor	BLDC Quiet
Noise level	45-64 dB
Finish	Glass
Number of speeds	3
Control	Touch control panel Remote control
Options	Perimeter aspiration
Lighting	2 × 2 W LED
Filter	Aluminum (included)
Outlet	150 mm
Power consumption	230 W
Dimensions	705 × 291 × 293 mm
Installation drawing	Page 142/5

MILLEN MBKHG 902 BL



Black

MH01080



Suction power	750 m³/h
Motor	BLDC Quiet
Recirculation	320-530 m³/h
Noise level	45-64 dB
Finish	Glass
Number of speeds	3
Control	Touch control panel Remote control
Options	Perimeter aspiration
Lighting	2×2 W LED
Filter	Aluminum (included)
Outlet	150 mm
Power consumption	230 W
Dimensions	900 × 291 × 293 mm
Installation drawing	Page 140/6



MBKHG 902 BL

MILLEN MKH 603 BL



Black

MH00400



1M

60

Suction Power	205 m ³ /h
Noise level	51–69 dB
Finish	Glass, painted steel
Number of speeds	3
Lighting	1 × 2 W LED lamp
Filter	Aluminum double-layer (included), L4 activated carbon filter (included)
Outlet	120 mm
Power consumption	80 W
Dimensions	594 × 480 × 100 mm
Installation drawing	Page 143/7

MILLEN MKH 903 BL



Black

MH00460



1M

90

Suction Power	205 m ³ /h
Recirculation	100–145 m ³ /h
Noise level	51–69 dB
Finish	Glass, painted steel
Number of speeds	3
Control	Buttons
Lighting	1 × 2 W LED lamp
Filter	Double-layer (included), L4 activated carbon filter (included)
Duct diameter	120 mm
Power consumption	80 W
Dimensions	895 × 480 × 100 mm
Installation drawing	Page 143/8

MILLEN MKH 603 IX



 Inox

MH00400



Suction Power	205 m³/h
Noise level	51-69 dB
Finish	Glass, stainless steel
Number of speeds	3
Control	Buttons
Lighting	1 × 2 W LED lamp
Filter	Aluminum double-layer (included), L4 activated carbon filter (included)
Duct diameter	120 mm
Power consumption	80 W
Dimensions	595 × 480 × 100 mm
Installation drawing	Page 143/7

MILLEN MKH 903 IX



 Inox

MH00460



Suction Power	205 m³/h
Noise level	51-69 dB
Finish	Glass, stainless steel
Number of speeds	3
Control	Buttons
Lighting	1 × 2 W LED lamp
Filter	Aluminum double-layer (included), L4 activated carbon filter (included)
Duct diameter	120 mm
Power consumption	80 W
Dimensions	895 × 480 × 100 mm
Installation drawing	Page 143/8

MILLEN MKH 603 WH



 White

MH00440



Suction Power	205 m ³ /h
Noise level	51–69 dB
Finish	Glass, painted steel
Number of speeds	3
Control	Buttons
Lighting	1 × 2 W LED lamp
Filter	Aluminum double-layer (included), L4 activated carbon filter (included)
Outlet	120 mm
Power consumption	80 W
Dimensions	595 × 480 × 100 mm
Installation drawing	Page 143/7




MILLEN MKH 604 IX



Inox

MH00460



Suction Power	330 m³/h
Noise level	41-61 dB
Finish	Stainless steel
Number of speeds	3
Control	Buttons
Lighting	1 × 2 W LED lamp
Filter	Aluminum double-layer (included), L1 activated carbon filter (included)
Duct diameter	150 mm
Dimensions	595 × 481 × 198 mm
Installation drawing	Page 143/9

MILLEN MKH 904 IX



Inox

MH00520



Suction Power	330 m³/h
Noise level	41-61 dB
Finish	Stainless steel
Number of speeds	3
Control	Buttons
Lighting	1 × 2 W LED lamp
Filter	Aluminum double-layer (included), L1 activated carbon filter (included)
Duct diameter	150 mm
Dimensions	895 × 481 × 198 mm
Installation drawing	Page 143/10

MILLEN MKH 604 BL



Black

MH00460



1M

60

Suction Power	330 m ³ /h
Noise level	41-61 dB
Finish	Painted steel
Number of speeds	3
Control	Buttons
Lighting	1 × 2 W LED lamp
Filter	Aluminum double-layer (included), L1 activated carbon filter (included)
Duct diameter	150 mm
Power consumption	65 W
Dimensions	595 × 481 × 198 mm
Installation drawing	Page 143/9

MILLEN MKH 904 BL



Black

MH00520



1M

90

Suction Power	330 m ³ /h
Noise level	41-61 dB
Finish	Painted steel
Number of speeds	3
Control	Buttons
Lighting	1 × 2 W LED lamp
Filter	Aluminum double-layer (included), L1 activated carbon filter (included)
Duct diameter	150 mm
Power consumption	65 W
Dimensions	895 × 481 × 198 mm
Installation drawing	Page 143/10

MILLEN MKHG 603 IX



 Inox

MH00560



Suction Power	330 m³/h
Noise level	46–57 dB
Finish	Stainless steel, Glass
Number of speeds	3
Control	Buttons
Lighting	2 × 1.5 W LED
Filter	Aluminum double-layer (included), L1 activated carbon filter (included)
Duct diameter	150 mm
Power consumption	65 W
Dimensions	595 × 470 × 315 mm
Installation drawing	Page 143/11

MILLEN MKHG 603 BL



 Black

MH00600



Suction Power	330 m³/h
Noise level	46–57 dB
Finish	Painted steel, Glass
Number of speeds	3
Control	Buttons
Lighting	2 × 1.5 W LED
Filter	Aluminum double-layer (included), L1 activated carbon filter (included)
Duct diameter	150 mm
Power consumption	65 W
Dimensions	595 × 470 × 315 mm
Installation drawing	Page 143/11

MILLEN MKHG 604 BL



Black

MH00940



Suction Power	750 m ³ /h
Noise level	45–64 dB
Finish	Glass
Number of speeds	3
Control	Hidden touch control panel
Lighting	2 × 1,5 W LED lamps
Filter	Aluminum single-layer (included), L1 activated carbon filter (included)
Duct diameter	150 mm
Power consumption	230 W
Dimensions	595 × 383 × 373 mm
Installation drawing	Page 143/12

MILLEN MKHG 904 BL



Black

MH01300



Suction Power	750 m ³ /h
Noise level	45–64 dB
Finish	Glass
Number of speeds	3
Control	Hidden touch control panel
Lighting	2 × 1,5 W LED lamps
Filter	Aluminum single-layer (included), L1 activated carbon filter (included)
Duct diameter	150 mm
Power consumption	230 W
Dimensions	895 × 383 × 373 mm
Installation drawing	Page 144/13

MILLEN MKH 605 IX



 Inox

MH00780



Suction Power	750 m³/h
Noise level	45-64 dB
Finish	Glass, stainless steel
Number of speeds	3
Control	Touch control panel
Lighting	2 × 1.5 W LED
Filter	Aluminum double-layer (included), L1 activated carbon filter (included)
Duct diameter	150 mm
Power consumption	230 W
Dimensions	595 × 500 × 346 mm
Installation drawing	Page 144/14

MILLEN MKH 905 IX



 Inox

MH00880



Suction Power	750 m³/h
Noise level	45-64 dB
Finish	Glass, stainless steel
Number of speeds	3
Control	Touch control panel
Lighting	2 × 1.5 W LED
Filter	Aluminum double-layer (included), L1 activated carbon filter (included)
Duct diameter	150 mm
Power consumption	230 W
Dimensions	895 × 500 × 346 mm
Installation drawing	Page 144/15





Cooling range

Cooling range

MILLEN BUILT-IN REFRIGERATORS

MILLEN built-in refrigerators with two spacious compartments perfectly blend into any kitchen. The effective volume from 241 to 341 L provides a convenient storage space for everything you need. The largest (193×70 cm) model may well have some free space left even with all your holiday dishes in. The state-of-the-art inverter compressor is faster and more stable. The special lining of the freezer ensures the cooling system can sense and eliminate temperature variations faster. The models feature the No Frost system, an intuitive electronic control panel, and cooling and freezing modes for various situations. When you need to cool a lot of food all at once, you can activate quick freezing or cooling; and the temperature maintenance function will be very useful when power is out. The door and compartment shelves are securely fixed but can be easily rearranged or removed; the humidity in the drawers is individually adjustable. All these features make the fridge easier and more convenient to use and care for.

MILLEN INNOVATIONS



TOTAL NO FROST

Modern cooling system in the fridge and freezer that doesn't require defrosting



ELECTRONIC CONTROL

The control panel with an LED display helps accurately control the environment in each compartment



PERFECT COOLING

The rear wall of the fridge is covered with a high thermal conductivity metal, so the temperature in the fridge will always be just perfect



INVERTER

High efficiency: target temperature achieved faster, energy saving, lower noise level, and a longer service life

MODEL IDENTIFICATION

M BI M 193 .7 D

M	MILLEN brand
BI	Built-in
193	193 cm high
.7	70 cm wide + Total No Frost
D	External display

Visit our website



Cooling range

MBIM 177.5ID

MILLEN MBIA193.3ID



 White MR03300



Installation type	Built-in
Number of compartments	2
Control	Electronic
Effective volume	260 L
Fridge capacity	198 L
Freezer capacity	62 L
Fridge defrost type	No Frost
Freezer defrost type	No Frost
Freezing capacity	5 kg/day
Energy efficiency class	A+
Annual power consumption	220 kW
Backlight	LED lamps
Noise level (max)	41 dB
Reversible doors	Yes
Door open alarm	Yes
Fresh zone	Yes
Bottle shelf	Yes
Additional functions	Inverter compressor
Device dimensions	1930 × 540 × 540 mm
Installation drawing	Page 145/1

MILLEN MBIM193.7D



 White MR05600



Installation type	Built-in
Number of compartments	2
Control	Electronic
Effective volume	341 L
Fridge capacity	257 L
Freezer capacity	84 L
Fridge defrost type	No Frost
Freezer defrost type	No Frost
Freezing capacity	3.8 kg/day
Energy efficiency class	A+
Annual power consumption	335 kW
Backlight	LED lamps, Large back panel LED light
Noise level (max)	41 dB
Reversible doors	Yes
Door open alarm	Yes
Fresh zone	Yes
Bottle shelf	Yes
Additional functions	Quick cooling/freezing, ambient lighting, Vacation mode
Device dimensions	1937 × 690 × 550 mm
Installation drawing	Page 145/2



MILLEN

MILLEN MBIM177.3D



White


MR02700

Installation type	Built-in
Number of compartments	2
Control	Electronic
Effective volume	241 L
Fridge capacity	177 L
Freezer capacity	64 L
Fridge defrost type	No Frost
Freezer defrost type	No Frost
Freezing capacity	3.5 kg/day
Energy efficiency class	A+
Annual power consumption	298 kW
Backlight	LED lamps
Noise level (max)	41 dB
Reversible doors	Yes
Door open alarm	Yes
Fresh zone	Yes
Bottle shelf	Yes
Additional functions	Quick cooling/freezing, Vacation mode
Device dimensions	1769× 540 × 550 mm
Installation drawing	Page 146/3



MBIM177.3D

MILLEN MBIA177.3ID



Grey

MR02700



Installation type	Built-in
Number of compartments	2
Control	Electronic
Effective volume	232 L
Fridge capacity	170 L
Freezer capacity	62 L
Fridge defrost type	No Frost
Freezer defrost type	No Frost
Freezing capacity	4 kg/day
Energy efficiency class	A+
Annual power consumption	237 kW
Backlight	LED lamps
Noise level (max)	41 dB
Reversible doors	Yes
Door open alarm	Yes
Fresh zone	Yes
Bottle shelf	Yes
Additional functions	Quick cooling/freezing, Vacation mode
Device dimensions	1772 × 540 × 540 mm
Installation drawing	Page 146/4

MILLEN MBIM 177.1D



White

MR02180



Installation type	Built-in
Number of compartments	2
Control	Electronic
Effective volume	238 L
Fridge capacity	182 L
Freezer capacity	56 L
Fridge defrost type	De Frost
Freezer defrost type	No Frost
Energy efficiency class	F
Annual power consumption	267 kW
Backlight	LED lamps
Noise level (max)	41 dB
Reversible doors	Yes
Door open alarm	Yes
Fresh zone	Yes
Device dimensions	1769 × 540 × 550 mm
Installation drawing	Page 147/5



Cooling range

MBIA177.3ID

MILLEN MBIM 177.4ID



Installation type	Built-in
Number of compartments	1
Control	Electronic
Effective volume	200L
Freezer defrost type	No Frost
Freezing capacity	9 kg/day
Energy efficiency class	F
Annual power consumption	284 kW
Backlight	LED lamps
Noise level (max)	41 dB
Door open alarm	Yes
Number of sections	7
Additional functions	Quick freezing, High temperature alarm
Device dimensions	1769 × 540 × 550 mm
Installation drawing	Page 147/6



White

MR03400

MBIM 177.4ID

MILLEN MBIM 177.5ID



Installation type	Built-in
Number of compartments	1
Control	Electronic
Effective volume	280L
Fridge defrost type	No Frost
Energy efficiency class	A+
Annual power consumption	141kW
Backlight	LED lamps, Large back panel LED light
Noise level (max)	41 dB
Door open alarm	Yes
Reversible doors	Yes
Fresh zone	Yes
Bottle shelf	Yes
Additional functions	Quick cooling, High temperature alarm
Device dimensions	1769 × 540 × 550 mm
Installation drawing	Page 147/6



White

MR03200

MILLEN MBIM 103 ID



Installation type	Built-in
Number of compartments	2
Control	Electronic
Effective volume	121L
Fridge capacity	104L
Freezer capacity	17L
Fridge defrost type	Defrost
Freezer defrost type	Defrost
Freezing capacity	2 kg/Day
Energy efficiency class	A+
Annual power consumption	175 kW
Backlight	LED lamps
Noise level (max)	39 dB
Reversible doors	Yes
Device dimensions	818 × 595 × 545 mm
Installation drawing	Page 147/7



White

MR01640

MILLEN MBC6028BL PP



Black

MR03600

Control	Touch panel inside cabinet
Capacity	28 bottles, 62 L
Installation	Built-in installation
Number of shelf / Material	2 pcs / Beech Wooden
Backlight	Internal LED light
Cooling System	Compressor cooling
Cooling Type	Fan cooling
Refrigerant	R600a
Temperature Range	5°C-20°C
Noise level	40 dB
Power	65 W
Energy efficiency class	G
Device dimensions	590 × 563 × 455 mm
Installation drawing	Page 148/1

MILLEN MBC1507BL



Black

MR01650

Control	Touch panel inside cabinet
Capacity	7 bottles, 20 L
Installation	Built under
Door	Reversible
Backlight	Internal LED light
Cooling System	Compressor cooling
Cooling Type	Fan cooling
Refrigerant	R600a
Temperature Range	5°C-20°C
Noise level	41 dB
Power	60 W
Energy efficiency class	G
Device dimensions	150 × 525 × 870 mm
Installation drawing	Page 148/2

MILLEN MBC6046BL DUAL ZONE



Control	Touch panel inside cabinet
Capacity	46 bottles, 129 L
Installation	Built under
Door	Reversible
Number of shelf / Material	5 pcs / Beech Wooden
Backlight	Internal LED light
Cooling System	Compressor cooling
Cooling Type	Fan cooling
Refrigerant	R600a
Temperature Range	Up 5°C-22°C, Down 5°C-22°C
Noise level	41 dB
Power	70 W
Energy efficiency class	G
Device dimensions	595 × 570 × 820 mm
Installation drawing	Page 148/3

Black

MR03900

MILLEN MBC3020BL



Control	Touch panel inside cabinet
Capacity	20 bottles, 56 L
Installation	Built under
Door	Reversible
Number of shelf / Material	5 pcs / Beech Wooden
Backlight	Internal LED light
Cooling System	Compressor cooling
Cooling Type	Fan cooling
Refrigerant	R600a
Temperature Range	5°C-20°C
Noise level	41 dB
Power	65 W
Energy efficiency class	G
Device dimensions	295 × 570 × 820 mm
Installation drawing	Page 148/4

Black

MR02400



Dishwashers



DISHWASHERS

With MILLEN dishwashers, time spent in the kitchen will bring you only positive emotions. Each model has programs for both heavily used frying pans and elegant glasses as well as an energy-saving mode. Our dishwashers have excellent energy and water consumption rates thanks to the AquaStop system, which will let you forget about leaks. The Delayed Start function and low noise level allow the dishwasher to take care of cleanliness even at night, without interfering with your rest. Full-size and compact models offer flexible options and interior designs, so they're always easy to customize to suit your needs.

MILLEN INNOVATIONS



AUTO-OPEN

The door opens automatically to improve conventional drying and speed it up, saving you time



SPRAYSELECT

The top or bottom spray function optimizes the water flow rate and direction depending on your needs, making for perfect washing



FLEX BASKET

It is convenient to change the height and zoning of the baskets, making it easy to accommodate nonstandard dishes and make the most of the internal space no matter the type of dishes or cutlery



AQUASTOP

All models feature a reliable leak protection technology to monitor the condition of the system and prevent potential problems



IDRY

Fast and gentle drying thanks to the high-speed circulation of warm air through the working chamber



FLOOR INDICATOR LIGHT

The dishwasher features a floor indicator light that projects a beam of light onto your kitchen floor, keeping you informed of the dishwasher's status at a glance. This light lets you know when the dishwasher is running, so you won't accidentally open it mid-cycle.

MODEL IDENTIFICATION

M DW 60 732

M MILLEN brand
DW Dishwasher
60 60 cm wide
732 Model number

Visit our website



Dishwashers

MDW 60732

MILLEN MDW 45731



MD02200

Number of dish sets	10
Control	Button control
Display	LED Display
Auto Open	Yes
Floor Indicator light	Yes
Number of pull-out shelves	3
Operating modes	7 (ECO, Auto, Hygiene, Glass, 90 min, Rapid, Soak)
Leak protection	AquaStop
Delayed start	24H
Salt/rinse aid indicator	Yes
Power outage memory	No
Extra drying	No
Washing/drying/energy consumption classes	A+++/D/A
Water consumed per cycle	8.5 L
Maximum water temperature	72°C
Noise level	44 dB
Installation drawing	Page 149/1

MILLEN MDW 45732



MD02100


Number of dish sets	10
Control	Button control
Display	LED Display
Auto Open	Yes
Number of pull-out shelves	2.5
Operating modes	7 (ECO, Auto, Hygiene, Glass, 90 min, Rapid, Soak)
Leak protection	AquaStop
Delayed start	24H
Salt/rinse aid indicator	Yes
Power outage memory	No
Extra drying	No
Washing/drying/energy consumption classes	A+++/D/A
Water consumed per cycle	8.5 L
Maximum water temperature	72°C
Noise level	44 dB
Installation drawing	Page 149/1





MDW 60731

MILLEN MDW 60731



MD02280

Number of dish sets	14
Control	Button control
Display	LED Display
Auto Open	Yes
Side Indicator light	Yes
Number of pull-out shelves	3
Operating modes	7 (ECO, Auto, Hygiene, Glass, 90 min, Rapid, Soak)
Leak protection	AquaStop
Delayed start	24H
Salt/rinse aid indicator	Yes
Power outage memory	No
Extra drying	No
Washing/drying/energy consumption classes	A+++/D/A
Water consumed per cycle	10 L
Maximum water temperature	72°C
Noise level	44 dB
Installation drawing	Page 149/2

MILLEN MDW 60732



MD02140

Number of dish sets	14
Control	Button control
Display	LED Display
Auto Open	Yes
Number of pull-out shelves	2.5
Operating modes	7 (ECO, Auto, Hygiene, Glass, 90 min, Rapid, Soak)
Leak protection	AquaStop
Delayed start	24H
Salt/rinse aid indicator	Yes
Power outage memory	No
Extra drying	No
Washing/drying/energy consumption classes	A+++/D/A
Water consumed per cycle	10 L
Maximum water temperature	72°C
Noise level	44 dB
Installation drawing	Page 149/2



Microwaves



Microwaves



MILLEN MICROWAVE OVENS

MILLEN built-in microwave ovens stand out with their optimum functionality and stylish design. Several power levels and preset settings are suitable for different foods and drinks and will save you time. Our microwave ovens can do an excellent job not only of defrosting and heating but also of fully preparing a variety of dishes: from popcorn to grilled meat. The grill function can also be used in combination with the microwave function. Thanks to its control panel complete with sensors, a display, and a mechanical knob, the appliance is a snap to use. The triple glass door and the control panel lock guarantee safety. Twenty-liter microwave ovens are great for cooking both at home and in the office. Models in classic colors blend into almost any interior.

MODEL IDENTIFICATION

M B W 38 1 IX

M	MILLEN brand
B	Built-in
W	Microwave
38	Housing height
1	Model number
IX	Model color (Inox)

Visit our website





Microwaves

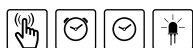
MBW 381 IX

MILLEN MBW 381 BL



 Black

MM00860



Control	Touch + Knob
Finish	Glass
Microwave power	800 W
Grill power	1000 W
Number of power levels	5
Automatic programs	8
Capacity	20 L
Features	Control lock, Display, buzzer, Timer
Door glass	Triple
Turntable diameter	255 mm
Maximum temperature	230 °C
Installation drawing	Page 150/1

MILLEN MBW 381 IX



 Inox


MM00860



Control	Touch + Knob
Finish	Glass, Stainless steel
Microwave power	800 W
Grill power	1000 W
Number of power levels	5
Automatic programs	8
Capacity	20 L
Features	Control lock, Display, buzzer, Timer
Door glass	Triple
Turntable diameter	255 mm
Maximum temperature	230 °C
Installation drawing	Page 150/1

MILLEN MBW 381 SX



 Stainless steel

MM00900



Control	Buttons + Knob
Finish	Stainless steel
Microwave power	900 W
Grill power	1000 W
Number of power levels	5
Automatic programs	8
Capacity	25 L
Features	Control lock, Display, buzzer, Timer
Door glass	Triple
Turntable diameter	315 mm
Maximum temperature	230 °C
Installation drawing	Page 150/2



Microwaves

MBW 381 SX



MILLEN

Время: 00:00
Скорость: 1500 об/мин
Температура: 40°C
Водоснабжение: Холодная вода
Давление: 0.5 бар
Уровень воды: 10 л
Скорость отжима: 1200 об/мин
Масса загрузки: 5 кг
Степень загрязнения: Среднее
Экономия электроэнергии: 0.5 кВт/ч
Экономия воды: 10 л
Остаток порошка: 0.5 кг
Время до конца: 00:00

Laundry



WASHING MACHINES & TUMBLE DRYERS

MILLEN washing machines and dryers offer a wide range of functions and elegant style. Their modern honeycomb drums provide gentle care for all kinds of laundry and impressive capacity: up to 12 kg.

No need to spend time manually adjusting different settings or cleaning the drum. You can simply select a pre-set program, including steam, hypoallergenic, energy saving and other options, that help to preserve fabrics while protecting your health and the environment. With HQ TFT displays precise and convenient control over every step of washing and drying is always at your fingertips.

All models are available in black and white, which makes them perfect for any home.

MILLEN INNOVATIONS



SPEED WASH

Cycles from 15 to 30 minutes for quick washing of small amounts of laundry.



TFT TOUCH DISPLAY

The modern control panel allows you to easily control and quickly set all the necessary parameters with a light touch.



STEAM WASH

Washing with steam smooths and refreshes clothes, and also reduces the amount of allergens and harmful bacteria in them.



BLDC INVERTER MOTOR

The brushless motor operates using inverter technology: it makes almost no noise, smooths out voltage fluctuations and heats up less, so operation will be very comfortable and safe.



HONEYCOMB DRUM

Helps detergents penetrate into fabric fibers, ensuring thorough washing and reducing the risk of damage to clothes.



ANTIBACTERIAL WASH

At high temperatures, it cleans clothes not only from dirt, but also from harmful microorganisms, which is especially necessary for users prone to allergies and small children.



DRUM CLEANING PROGRAM

Optimal settings to simplify washing machine maintenance and save time.



CONTROL LOCK

The control panel can be locked while the machine is running to prevent accidental changes to settings.

MODEL IDENTIFICATION

WASHING MACHINE

M WM 12 012 BL I DD

M	MILLEN brand
WM	Washing machine
12	Max load (kg)
012	Spin speed (12 = 1200 rpm)
BL	Model color (black)
I	Inverter
DD	Direct drive

TUMBLE DRYERS

M DM 10 BL D

M	MILLEN brand
DM	Dryer
10	Max load (kg)
BL	Model color (black)
D	Display

Visit our website



CONTROL PANEL

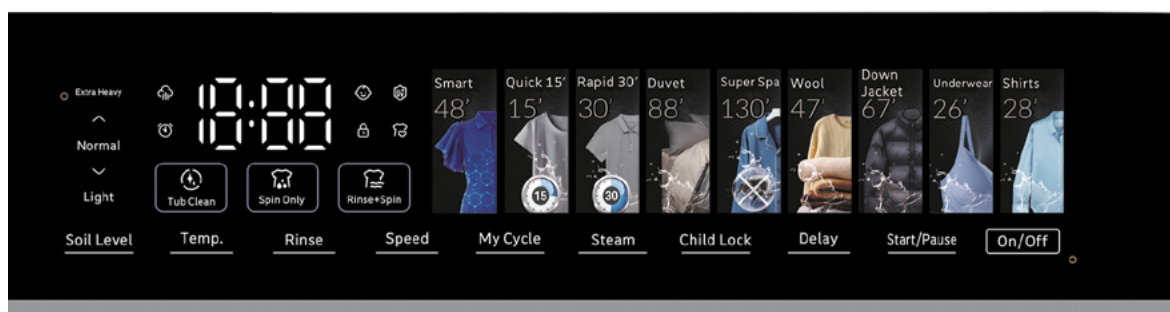
MODEL IDENTIFICATION

MILLEN MWM12012WIDD

MILLEN MWM12012BLIDD

MILLEN MWM10012WID

MILLEN MWM10012BLID



TUMBLE DRYERS

MILLEN MDM10WD

MILLEN MDM10BLD



MILLEN MWM12012WIDD



White

MW02800



Motor Type	Direct drive motion inverter
Control	Touch
Display	High-Quality TFT
Type	Freestanding
Loading Type	Front Load
Number of Programs	12 (Hygiene, Underwear, Blankets, Drum Cleaning, Rinse + Spin, Down Jacket, 15-Min Cycle, 30-Min Cycle, Shirts, Spin Only, Smart Wash, Wool)
Washing Class/Spinning Class	A
Noise Level	52 dB (Washing), 70 dB (Spinning)
Child Lock Function	Yes
Energy Efficiency Class	A+++
Annual Power Consumption	209.4 kWh
Power Cord Length	150 cm
Depth	64 cm
Installation drawing	Page 151/1

MILLEN MWM12012BLIDD



Black

MW02900



Motor Type	Direct drive motion inverter
Control	Touch
Display	High-Quality TFT
Type	Freestanding
Loading Type	Front Load
Number of Programs	12 (Hygiene, Underwear, Blankets, Drum Cleaning, Rinse + Spin, Down Jacket, 15-Min Cycle, 30-Min Cycle, Shirts, Spin Only, Smart Wash, Wool)
Washing Class/Spinning Class	A
Noise Level	52 dB (Washing), 70 dB (Spinning)
Child Lock Function	Yes
Energy Efficiency Class	A+++
Annual Power Consumption	209.4 kWh
Power Cord Length	150 cm
Depth	64 cm
Installation drawing	Page 151/1





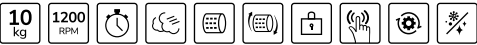
MWM10012BLID

MILLEN MWM10012WID



White

MW01990



Motor Type	Inverter, BLDC
Control	Touch
Display	High-Quality TFT
Type	Freestanding
Loading Type	Front Load
Number of Programs	12 (Hygiene, Underwear, Blankets, Drum Cleaning, Rinse + Spin, Down Jacket, 15-Min Cycle, 30-Min Cycle, Shirts, Spin Only, Smart Wash, Wool)
Drum Cleaning	Yes
Washing Class/Spinning Class	A
Noise Level	52 dB (Washing), 70 dB (Spinning)
Child Lock Function	Yes
Energy Efficiency Class	A+++
Annual Power Consumption	242 kWh
Power Cord Length	150 cm
Depth	60 cm
Installation drawing	Page 151/2

MILLEN MWM10012BLID



Black

MW02190



Motor Type	Inverter, BLDC
Control	Touch
Display	High-Quality TFT
Type	Freestanding
Loading Type	Front Load
Number of Programs	12 (Hygiene, Underwear, Blankets, Drum Cleaning, Rinse + Spin, Down Jacket, 15-Min Cycle, 30-Min Cycle, Shirts, Spin Only, Smart Wash, Wool)
Drum Cleaning	Yes
Washing Class/Spinning Class	A
Noise Level	52 dB (Washing), 70 dB (Spinning)
Child Lock Function	Yes
Energy Efficiency Class	A+++
Annual Power Consumption	242 kWh
Power Cord Length	150 cm
Depth	60 cm
Installation drawing	Page 151/2



MILLEN MDM10WD



 White

MD02590



Drying type	Condensation with Heat Pump
Control	Touch
Display	High-Quality TFT
Type	Freestanding
Loading Type	Front Load
Number of Programs	9 (Fragrance, Quick Dry, Outerwear, Hygiene, My Time, Blankets, Refresh, Warm-Up, Smart Mode)
Additional Functions	Drying intensity selection, adjustable drying duration, UV treatment, fabric smoothing, drying for soft toys, rack drying, shoe drying, and wool items
Add Laundry Function:	Yes
Loading Type	Front Load
Delayed Start	Up to 24 hours
Maximum Load Capacity	10 kg
Noise Level	64 dB
Child Lock Function	Yes
Energy Efficiency Class	A+
Annual Energy Consumption	370 kWh
Power Cord Length	150 cm
Installation drawing	Page 151/3

MILLEN MDM10BLD




 Black

MD02690



Drying type	Condensation with Heat Pump
Control	Touch
Display	High-Quality TFT
Type	Freestanding
Loading Type	Front Load
Number of Programs	9 (Fragrance, Quick Dry, Outerwear, Hygiene, My Time, Blankets, Refresh, Warm-Up, Smart Mode)
Additional Functions	Drying intensity selection, adjustable drying duration, UV treatment, fabric smoothing, drying for soft toys, rack drying, shoe drying, and wool items
Add Laundry Function:	Yes
Loading Type	Front Load
Delayed Start	Up to 24 hours
Maximum Load Capacity	10 kg
Noise Level	64 dB
Child Lock Function	Yes
Energy Efficiency Class	A+
Annual Energy Consumption	370 kWh
Power Cord Length	150 cm
Installation drawing	Page 151/3

MILLEN M01BL



Space Grey

MS00550

Type

Stacking kit for mounting a dryer on top of a washing machine


Works for all MILLEN models

Yes

Dimensions

55 × 590 × 575 mm

MILLEN M01WH



White

MS00550

Type

Stacking kit for mounting a dryer on top of a washing machine

Works for all MILLEN models

Yes

Dimensions

55 × 590 × 575 mm



MDM10WD

M01WH

MWM10012WID



Sinks & Mixers



MILLEN MS454522SS



MS00590

Material	SUS 304 Stainless Steel
Finish	Satin
Type	Undermount
Thickness	1.2 mm
Bowl Depth	220 mm
Overflow	Yes
Siphon	Round
Features	Grey undercoating, Sound deadening pads
Accessories	Bottle trap; waste basket; sink strainer
Dimensions	450 × 450 × 220 mm
Installation drawing	Page 152/1

MILLEN MS454522GM



MS00690

Material	SUS 304 Stainless Steel
Finish	Gunmetal Satin
Type	Undermount
Thickness	1.2 mm
Bowl Depth	220 mm
Overflow	Yes
Siphon	Square
Features	Grey undercoating, Sound deadening pads
Accessories	Bottle trap; waste basket; sink strainer
Dimensions	450 × 450 × 220 mm
Installation drawing	Page 152/2

MILLEN MS12764525SS



MS01350

Material	SUS 304
Finish	Satin
Type	Undermount
Thickness	1.2 mm
Bowl Depth	254 mm
Overflow	Yes
Siphon	Round
Features	Gray undercoating/ sound deadening pads
Accessories	Clips, strainer & pipe
Dimensions	762 × 457 × 254 mm
Installation drawing	Page 152/3

MILLEN MS15835025GM



MS01900

Material	SUS 304
Finish	Gunmetal Satin
Type	Undermount
Thickness	1.5 mm
Bowl Depth	254 mm
Overflow	Yes
Siphon	Square
Features	Grey undercoating, Sound deadening pads; front and rear steps
Accessories	Clips, strainer & pipe
Premium Accessories Included	Basket, roller, grid
Dimensions	838 × 508 × 254 mm
Installation drawing	Page 152/5

MILLEN MS12835025SS



MS01650

Material	SUS 304
Finish	Satin
Type	Undermount
Thickness	1.2 mm
Bowl Depth	254 mm
Overflow	Yes
Siphon	Round
Features	Grey undercoating, Sound deadening pads; front and rear steps
Accessories	Clips, strainer & pipe, basket, roller
Premium Accessories Included	Basket, roller, grid
Dimensions	838 × 508 × 254 mm
Installation drawing	Page 152/4

MILLEN MSD854420SS



MS01600

Material	SUS 304
Finish	Satin
Type	Undermount single bowl sink with drainer
Thickness	1.2 mm
Bowl Depth	200 mm
Overflow	Yes
Siphon	Round
Features	Grey undercoating, Sound deadening pads
Accessories	Bottle trap; waste basket; sink strainer
Dimensions	850 × 440 × 200 mm
Installation drawing	Page 152/6



MILLEN MSDB12764525SS



MS01200

Material	SUS 304
Finish	Satin
Type	Undermount
Thickness	1.2 mm
Bowl Depth	254 mm
Overflow	Yes
Siphon	Round
Features	Grey undercoating, Sound deadening pads
Accessories	Clips, strainer & pipe
Dimensions	762 × 457 × 254 mm
Installation drawing	Page 153/7

MILLEN MSDB764522SS



MS01350

Material	SUS 304
Finish	Satin
Type	Undermount
Thickness	1.2 mm
Bowl Depth	220 mm
Overflow	Yes
Siphon	Round
Features	Grey undercoating, Sound deadening pads
Accessories	Bottle trap; Waste Basket; Sink Strainer
Dimensions	860 × 440 × 220 mm
Installation drawing	Page 153/8

MILLEN MSDB864422GM



MS01650

Material	SUS 304
Finish	Gunmetal Satin
Type	Undermount
Thickness	1.2 mm
Bowl Depth	220 mm
Overflow	Yes
Siphon	Square
Features	Grey undercoating, Sound deadening pads
Accessories	Bottle trap; Waste Basket; Sink Strainer
Dimensions	860 × 440 × 220 mm
Installation drawing	Page 153/9



MSDB12764525SS

MILLEN MSDB584420SS



MS00830

Material	SUS 304
Finish	Satin
Type	Undermount
Thickness	1.2 mm
Bowl Depth	200 mm
Overflow	Yes
Siphon	Round
Features	Grey undercoating, Sound deadening pads
Accessories	Bottle trap; Waste Basket; Sink Strainer
Dimensions	580 x 440 x 200 mm
Installation drawing	Page 153/10



MSDB584420SS

MILLEN MTMS6050SS



MS00500

Material	SUS 304
Finish	Satin
Type	Topmount
Thickness	1.2 mm
Bowl Depth	220 mm
Overflow	Yes
Siphon	Round
Features	Grey undercoating, Sound deadening pads
Accessories	Bottle trap; Waste Basket; Sink Strainer
Dimensions	600 × 500 × 220 mm
Installation drawing	Page 153/11

MILLEN MTMS454519SS



MS00400

Material	SUS 304
Finish	Satin
Type	Topmount
Thickness	1.2 mm
Bowl Depth	220 mm
Overflow	Yes
Siphon	Round
Features	Grey undercoating, Sound deadening pads
Accessories	Bottle trap; Waste Basket; Sink Strainer
Dimensions	450 × 450 × 190 mm
Installation drawing	Page 154/12

MILLEN MTPSDB865022SS



MS01050

Material	SUS 304
Finish	Satin
Type	Topmount
Thickness	1.2 mm
Bowl Depth	220 mm
Overflow	Yes
Siphon	Square
Features	Grey undercoating, Sound deadening pads
Accessories	Bottle trap; Waste Basket; Sink Strainer
Dimensions	860 × 500 × 220 mm
Installation drawing	Page 154/13

MILLEN MM01BR



MM00190

Material	304 Stainless Steel (Body, Handle, Spout)
Finish	Brushed Stainless Steel
Cartridge	Ceramic Cartridge
Hoses	60 cm Flexible Hoses (304 SS)

MILLEN MM02GM



MM00260

Material	304 Stainless Steel (Body, Handle, Spout)
Finish	Gunmetal Satin
Cartridge	Ceramic Cartridge
Hoses	60 cm Flexible Hoses (304 SS)

MILLEN MM03SILBR



MM00390

Body Material	304 Stainless Steel
Handle Material	304 Stainless Steel
Spout type	Silicone Spout
Finish	Brushed
Cartridge	Ceramic Cartridge
Hoses	60 cm Flexible Hoses (304 SS)

MILLEN MMD201BR



MM00590

Body Material	304 Stainless Steel
Handle Material	304 Stainless Steel
Spout type	Fixed Stainless Steel Spout
Water functions	Dual outlet: Regular + Filtered Water
Pure water feature	Separate lever for filtered water supply
Hose	60 cm Flexible Hose (304 Stainless Steel)
Finish	Brushed
Cartridge	Ceramic



MILLEN MMD201GM



MM00690

Body Material	304 Stainless Steel
Handle Material	304 Stainless Steel
Spout type	Fixed Stainless Steel Spout
Water functions	Dual outlet: Regular + Filtered Water
Pure water feature	Separate lever for filtered water supply
Hose	60 cm Flexible Hose (304 Stainless Steel)
Finish	Gunmetal satin
Cartridge	Ceramic

MILLEN MM501GM



MM00740

Body Material	304 Stainless Steel
Handle Material	304 Stainless Steel
Spout type	Pull-down Hand Spray
Hose	60 cm Flexible Hoses (304 SS)
Finish	Gunmetal Satin
Cartridge	Ceramic

MILLEN MMF202BR



MM00480

Body Material	304 Stainless Steel
Handle Material	304 Stainless Steel
Spout type	Pull-down Hand Spray
Hose	60 cm Flexible Hoses (304 SS)
Finish	Brushed
Cartridge	Ceramic

MILLEN MMF202GM



MM00540

Body Material	304 Stainless Steel
Handle Material	304 Stainless Steel
Spout type	Pull-down Hand Spray
Hose	60 cm Flexible Hoses (304 SS)
Finish	Gunmetal Satin
Cartridge	Ceramic



MILLEN

Cordless stick vacuum cleaner

for dry cleaning

MILLEN MVCS 7073

MV00848

450
W

POWER CONSUMPTION

3

NUMBER OF SPEED SETTINGS



BLDC INVERTER

Quiet motor

45
min

RUN TIME up to 45 min (low speed),
10 min (max speed)



HIGH suction power 26 kPa




LONG time operation



LOW noise



Flexible tube



Holder



Electric hard brush with lighting



Vacuum cleaner



Replaceable soft brush



Nozzle holder



Crevice nozzle



Upholstery nozzle



Charger





UPHOLSTERY NOZZLE
for fast and easy cleaning
of furniture and removing pet hair



SOFT BRUSH
made of special soft nylon
for efficient and delicate cleaning
hard floor



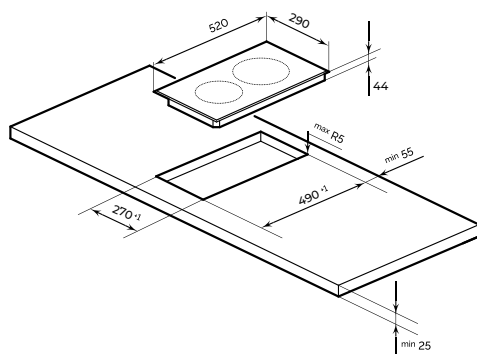
CREVICE NOZZLE
for dusting narrow spots at home
and in the car



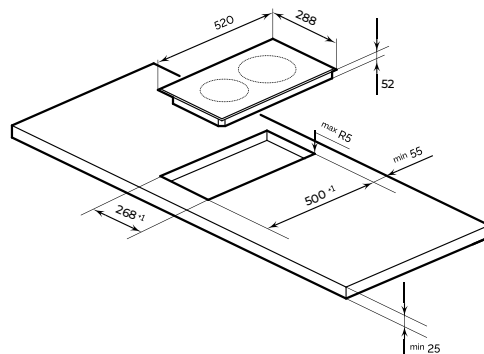
ELECTRIC BRUSH
with LED-lighting for capturing
dirt and dust

Ceramic hobs

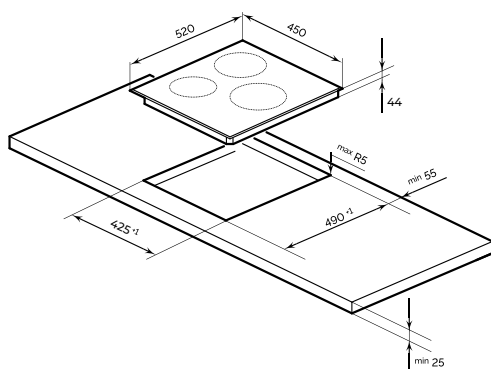
1



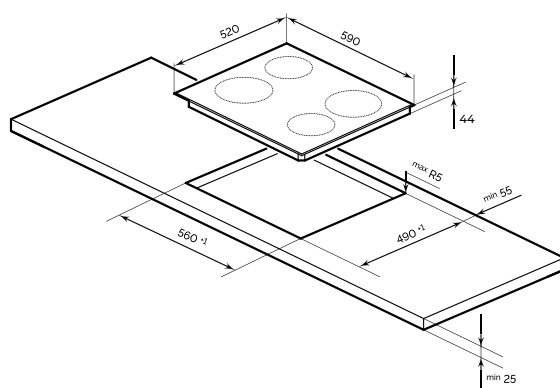
2



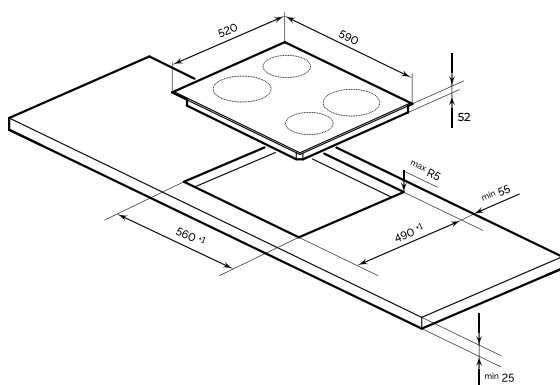
3



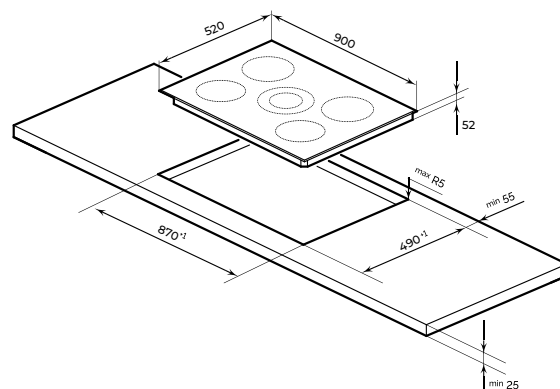
4



5



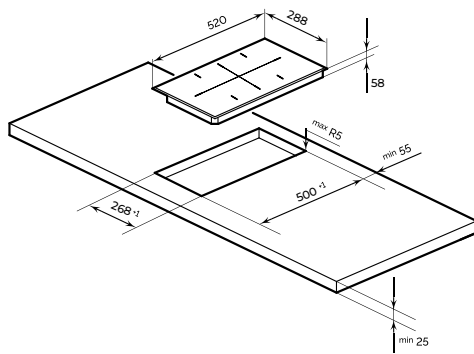
6



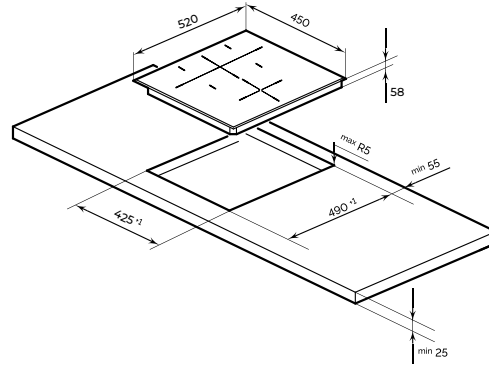


Induction hobs

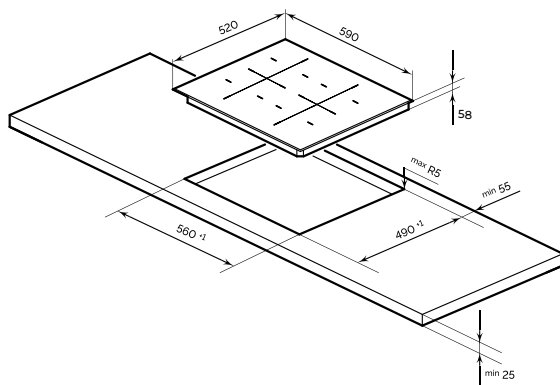
1



2



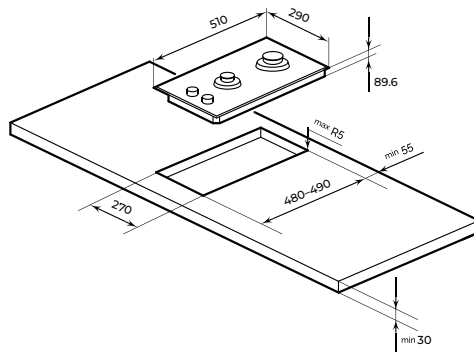
3



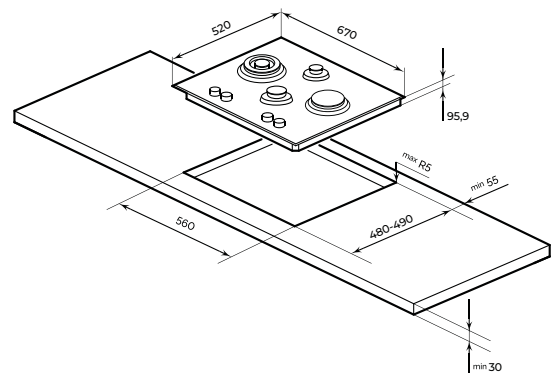


Gas hobs

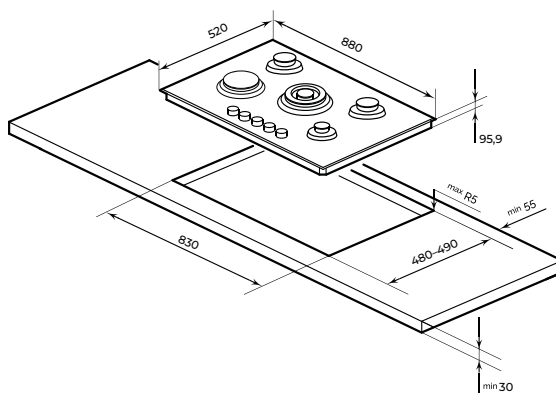
1



2

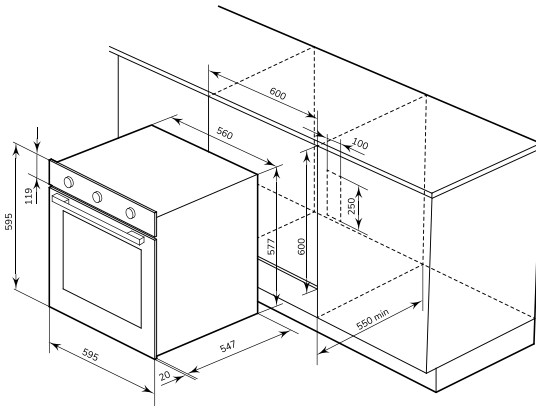


3

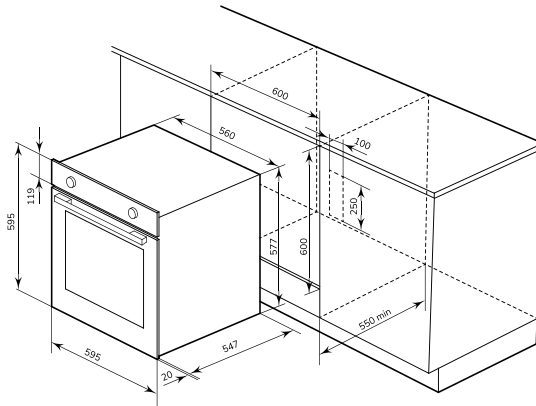


Ovens

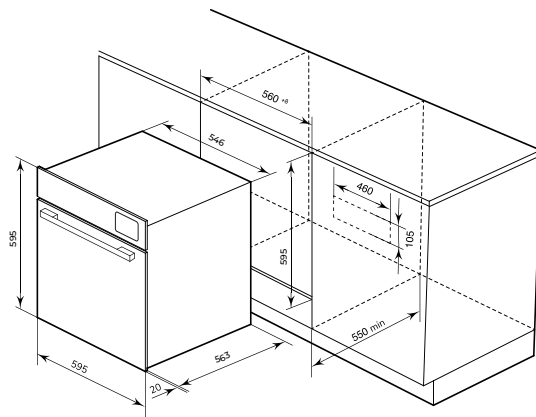
1



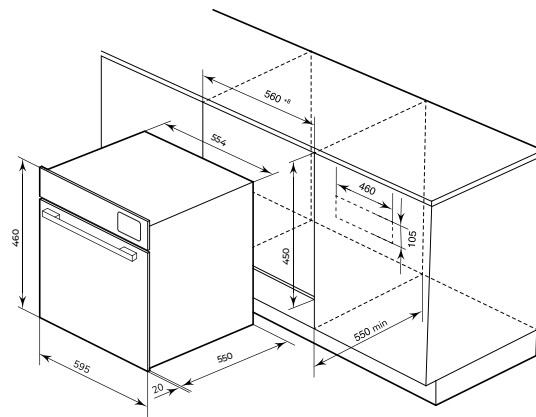
2



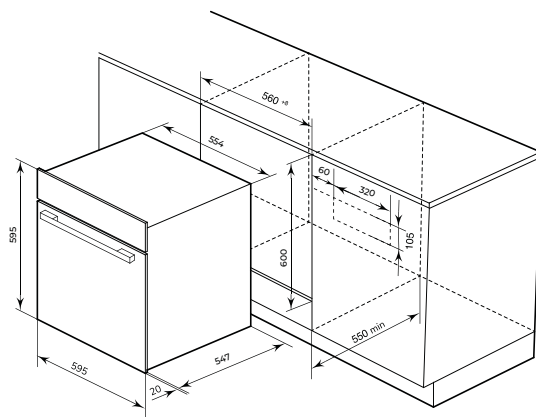
3



4

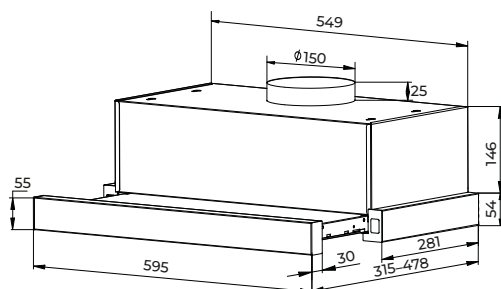


5

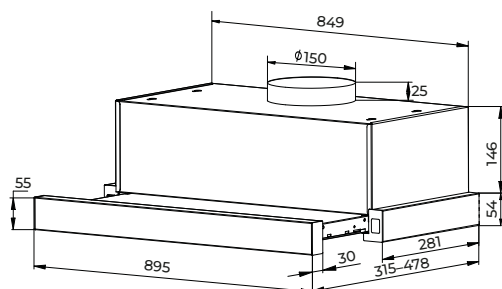


Kitchen hoods

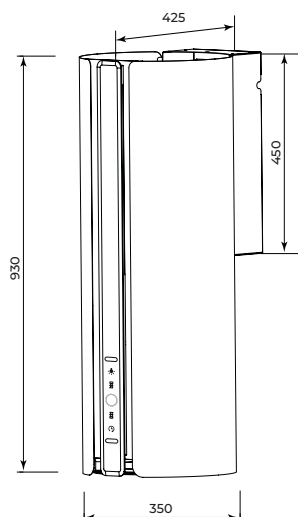
1



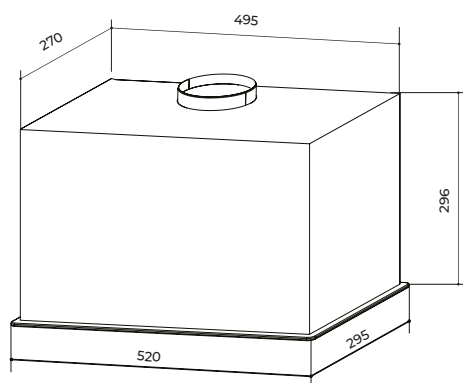
2



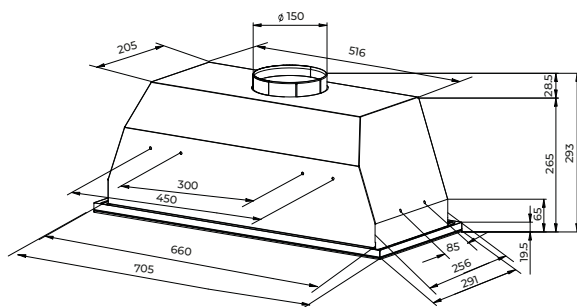
3



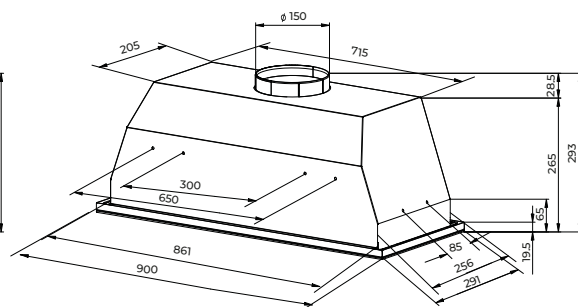
4



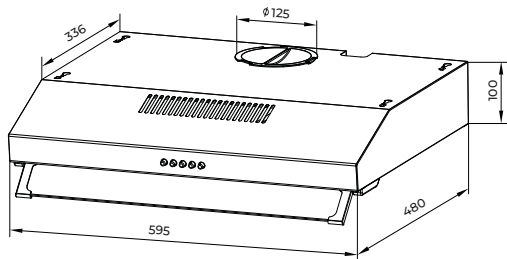
5



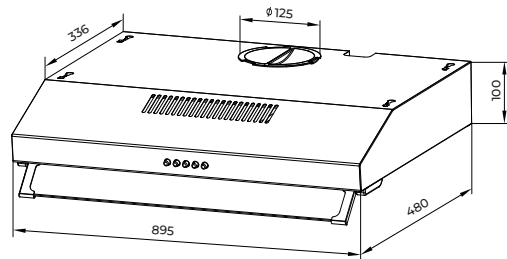
6



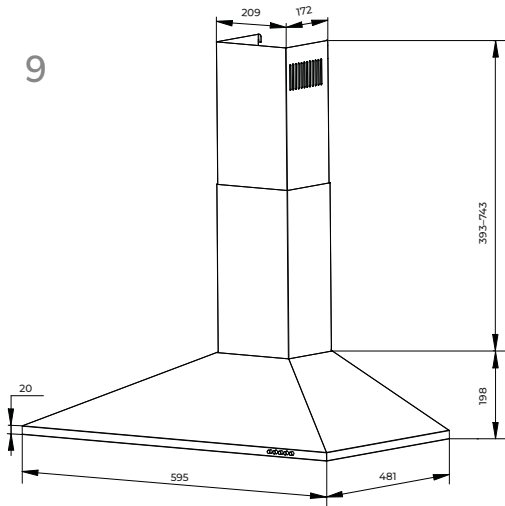
7



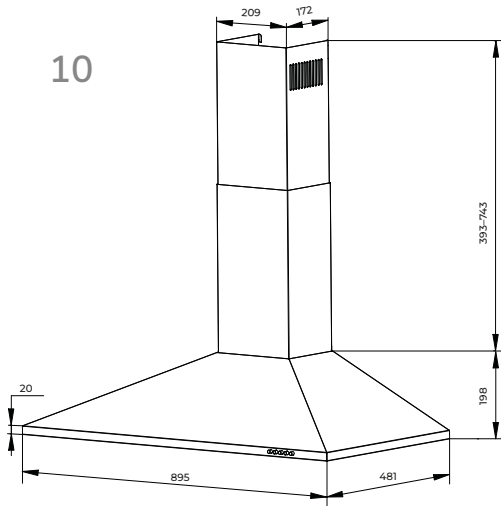
8



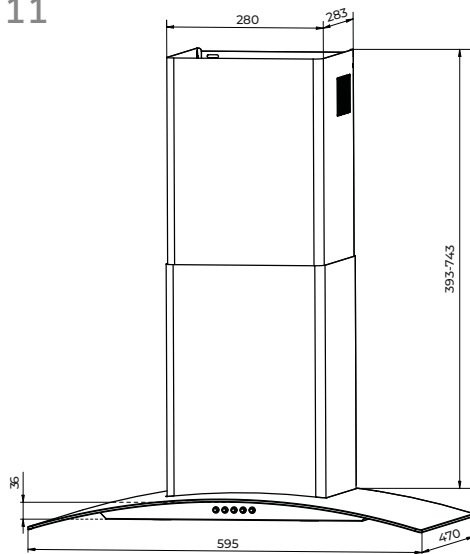
9



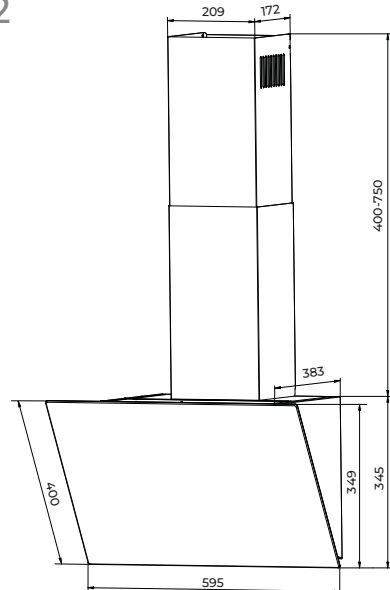
10



11

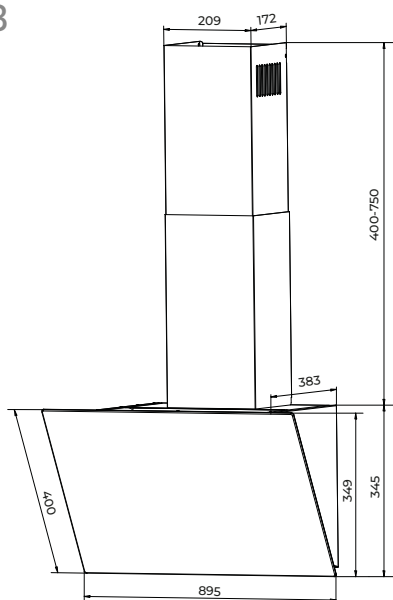


12

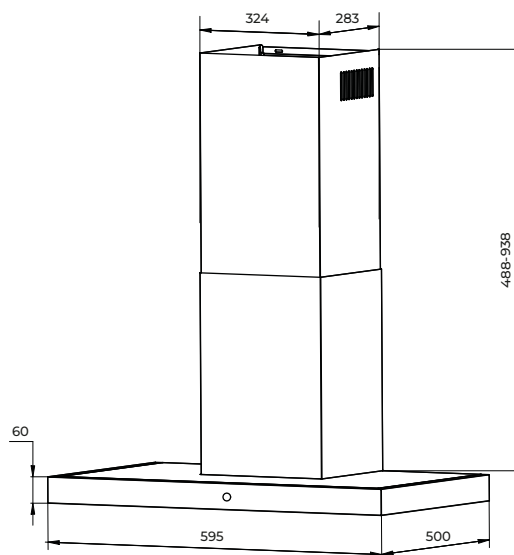


Kitchen hoods

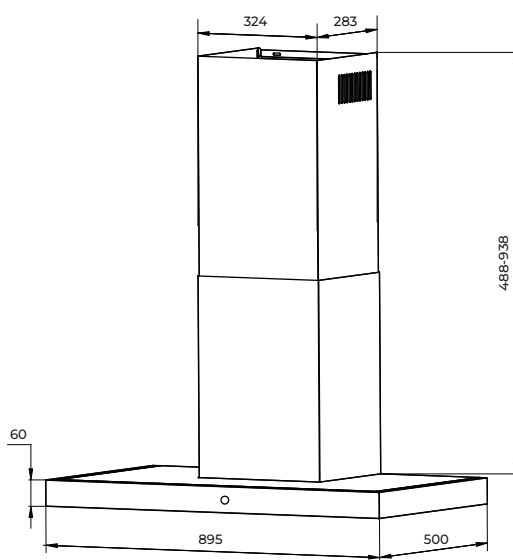
13



14

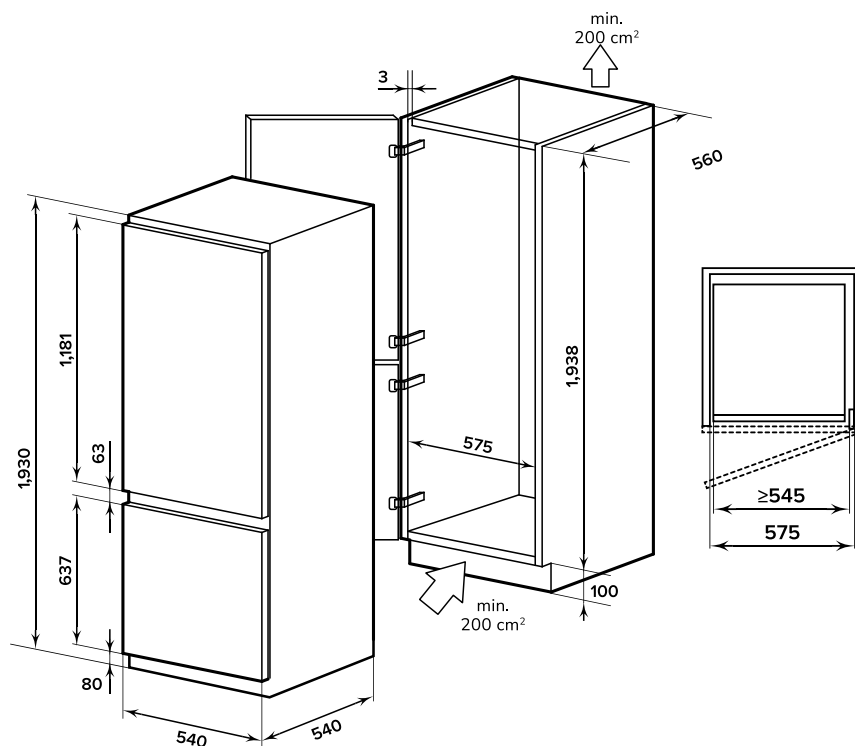


15

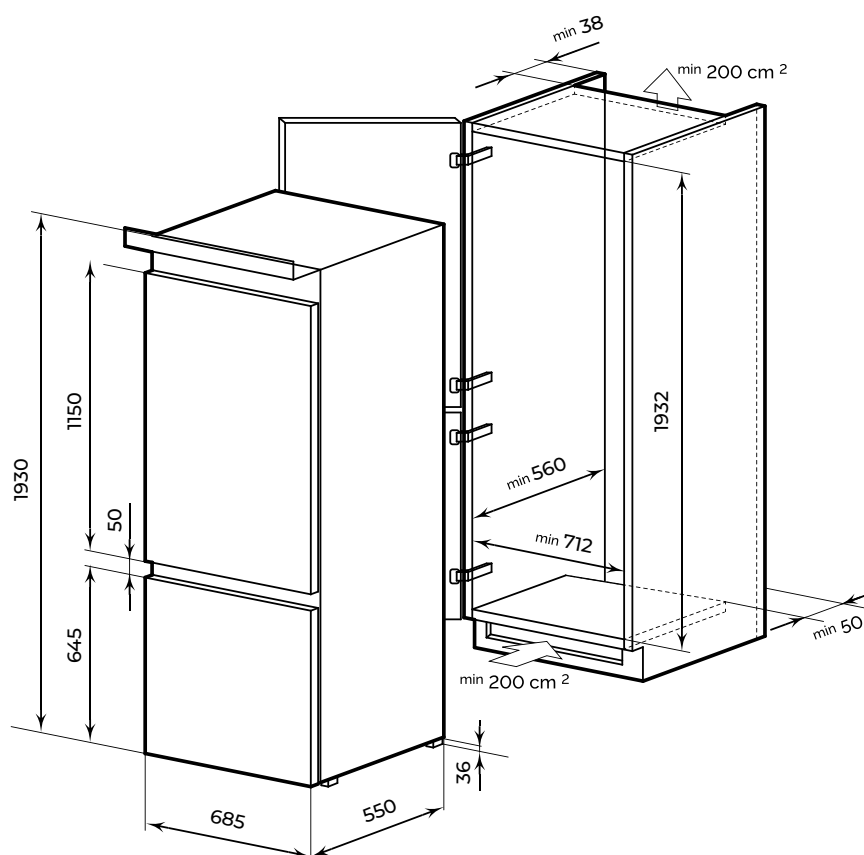


Refrigerators

1

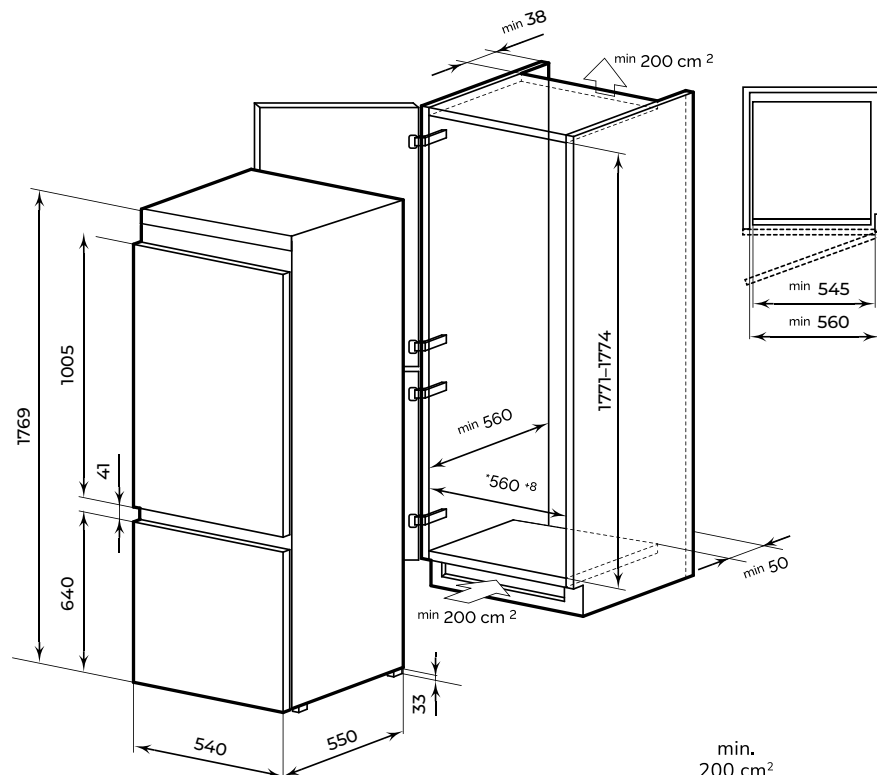


2

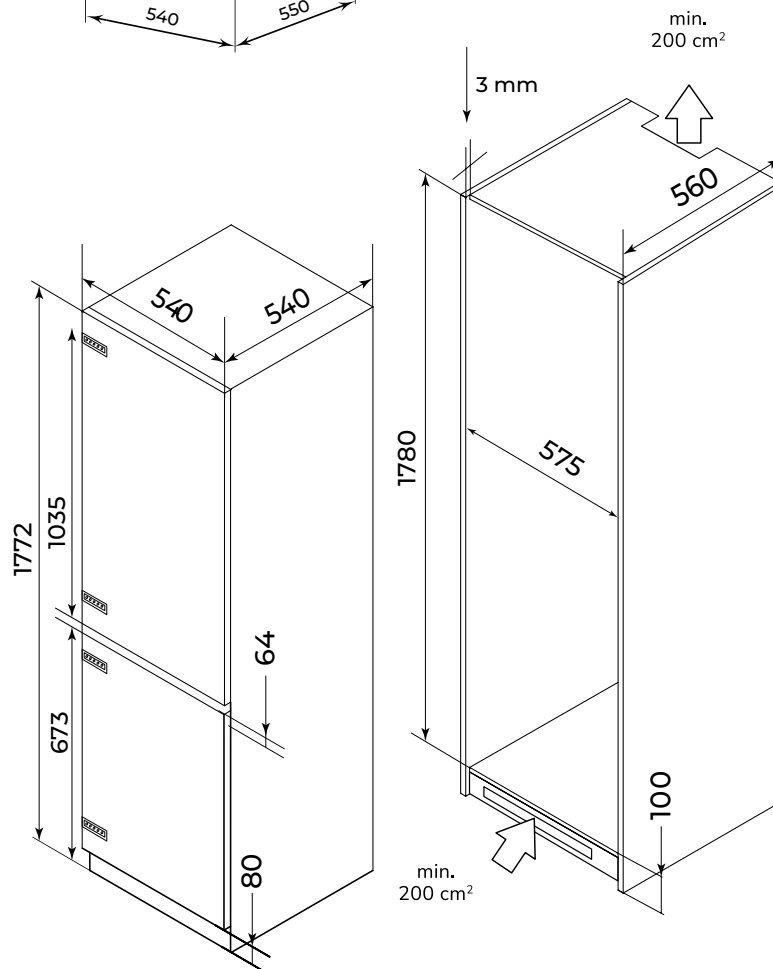


Refrigerators

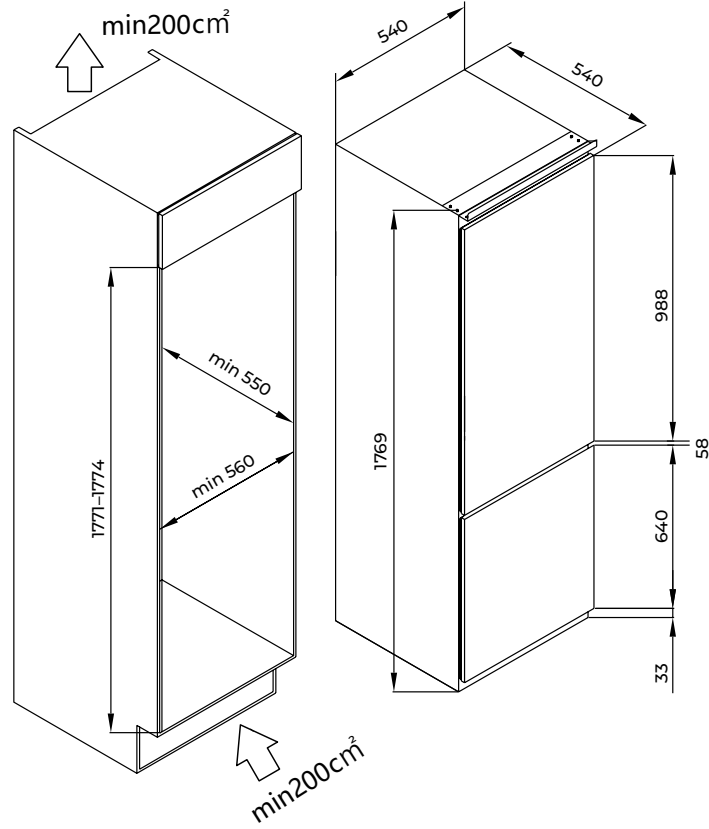
3



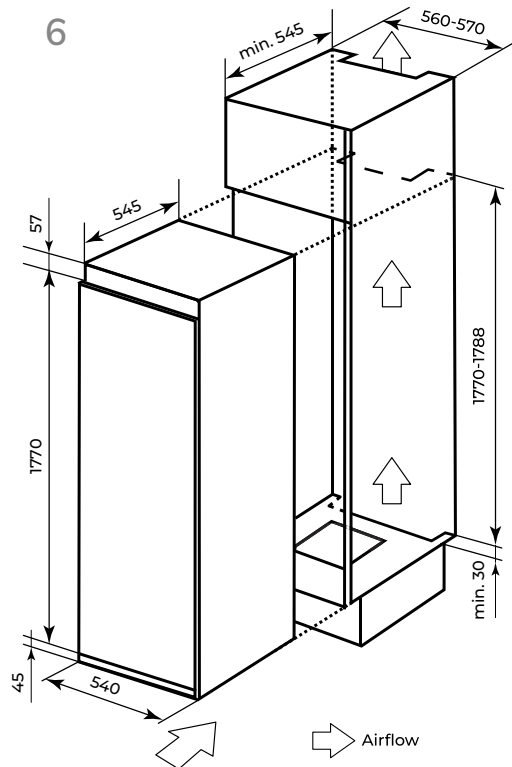
4



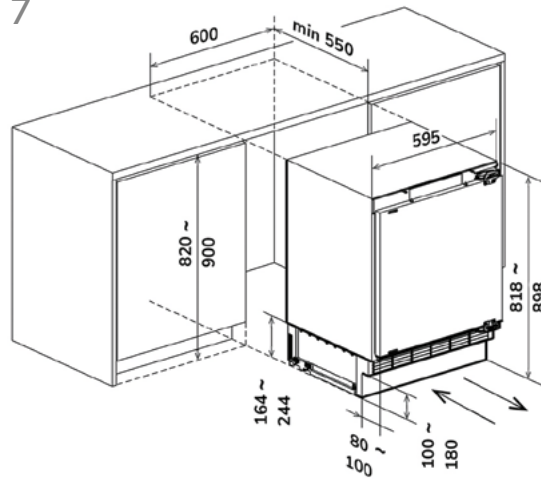
5



6



7

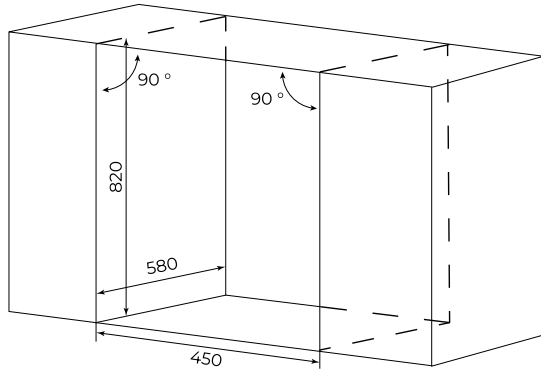


© 2006 The Authors
Journal compilation © 2006 Blackwell Publishing Ltd

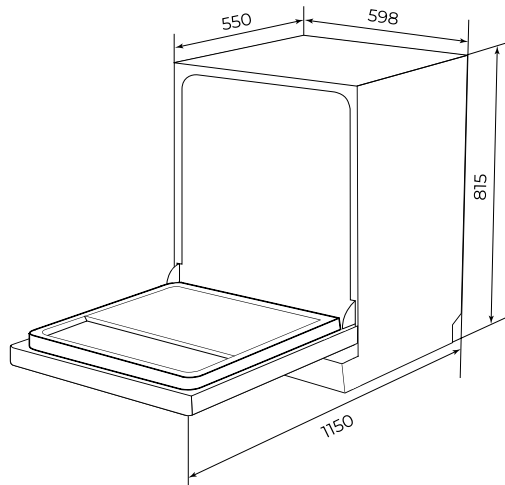
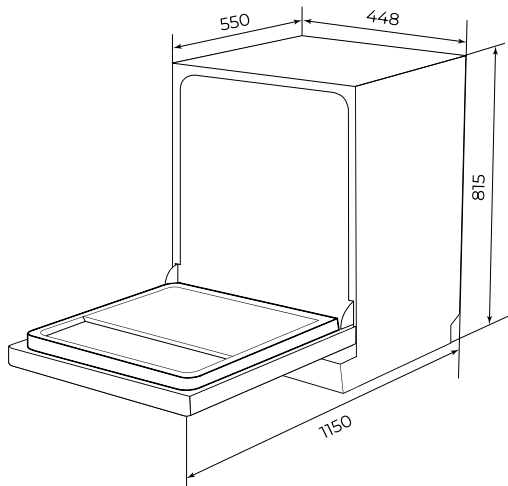
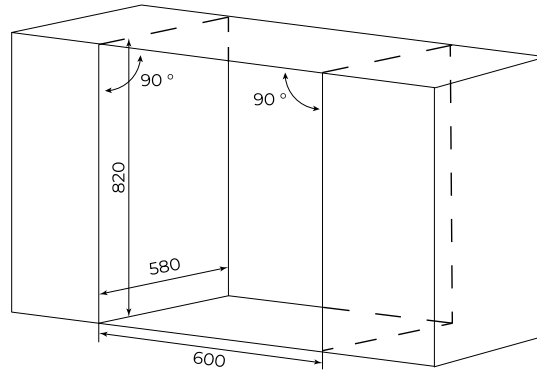


Dishwashers

1

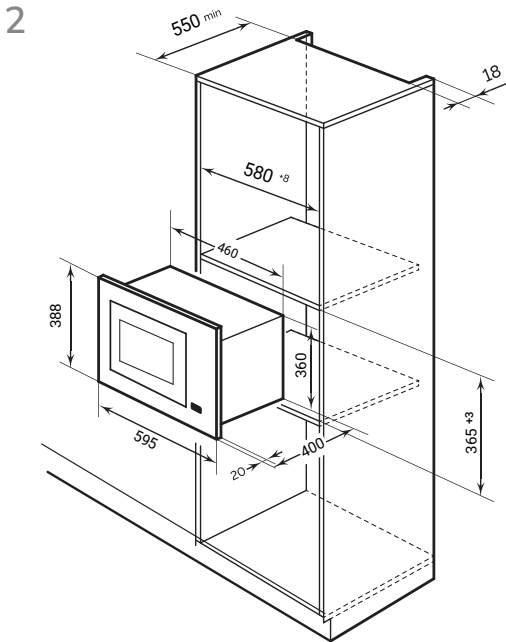
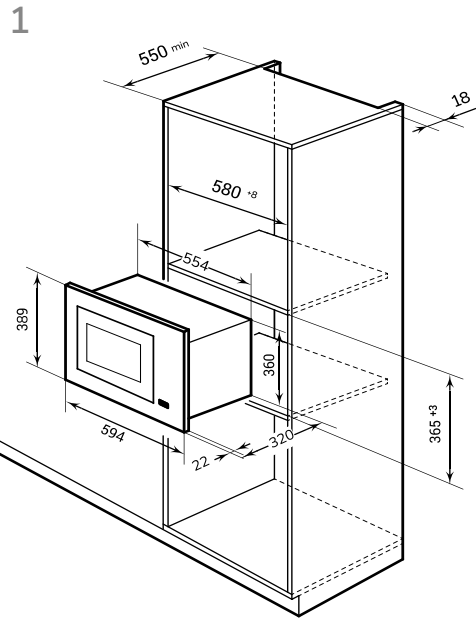


2



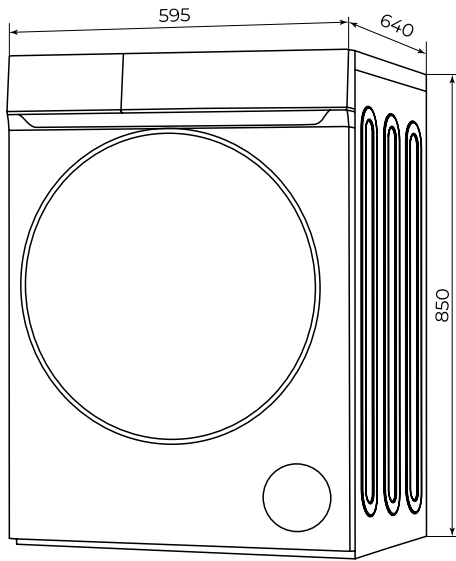


Microwaves

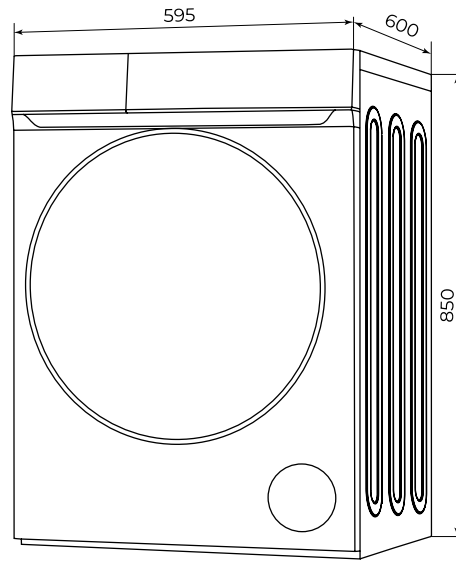


Washing machines & Tumble dryers

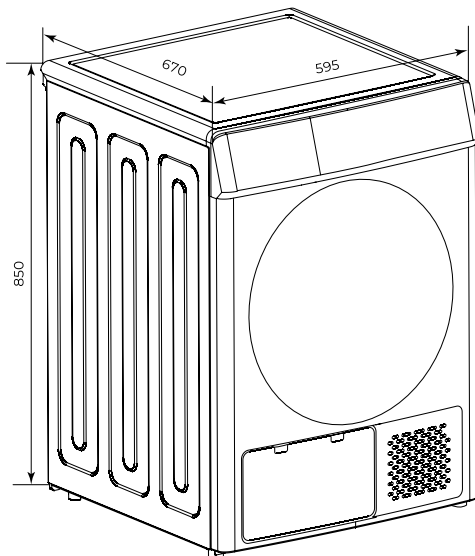
1



2

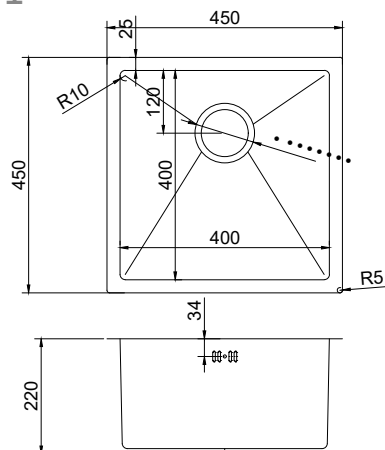


3

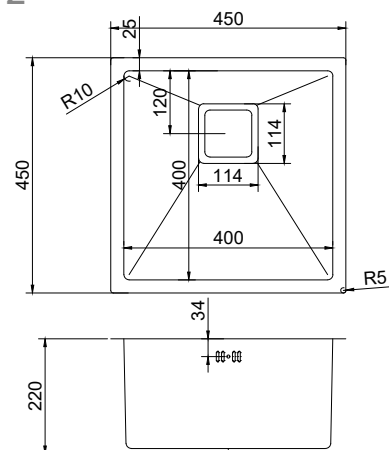


Kitchen sinks

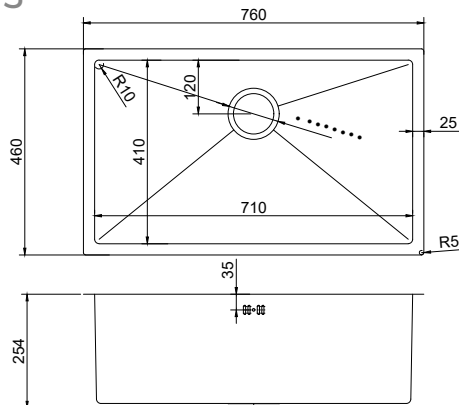
1



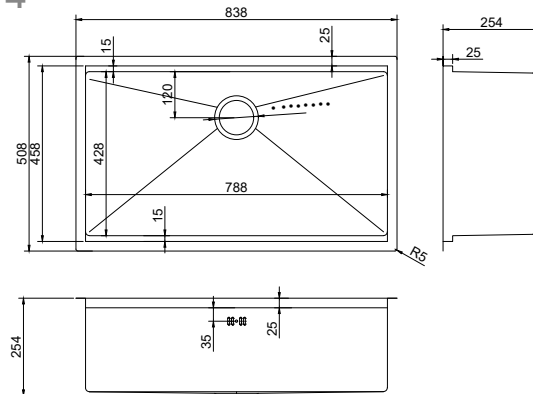
2



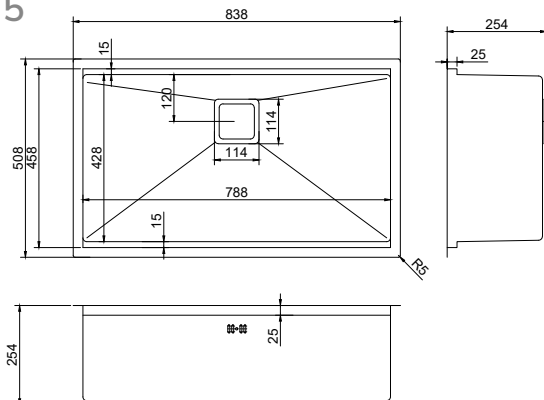
3



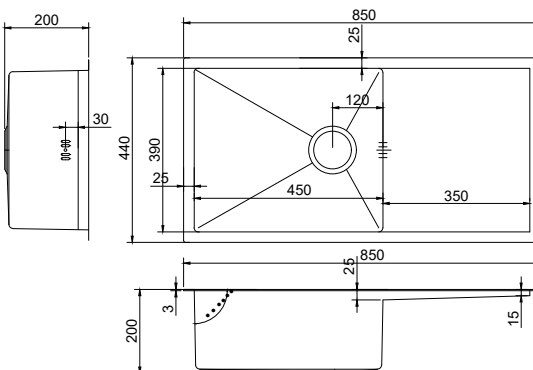
4

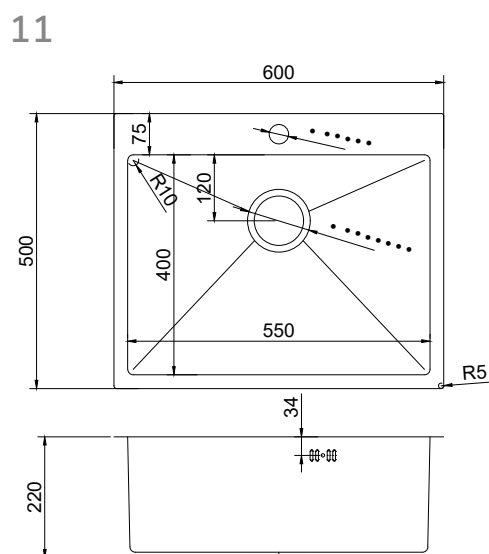
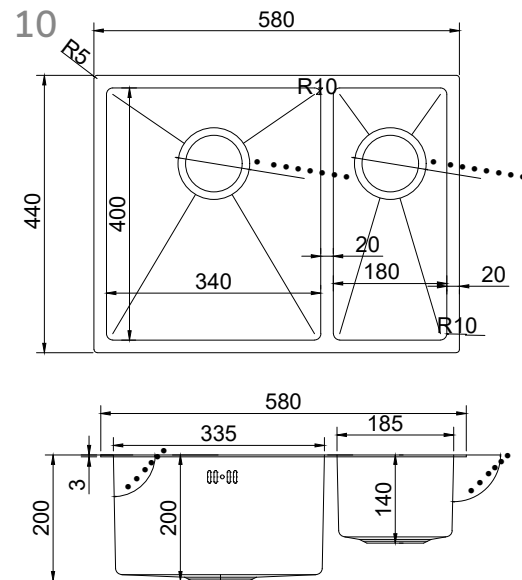
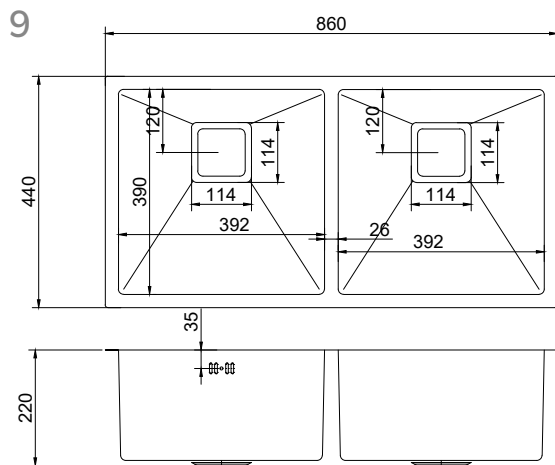
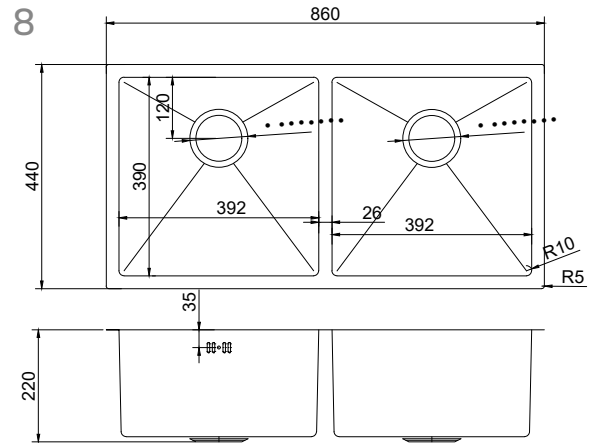
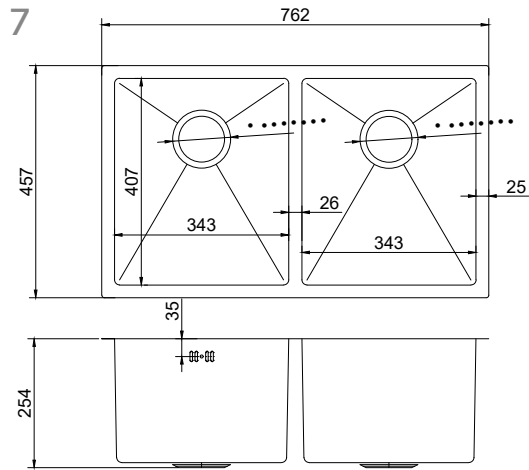


5



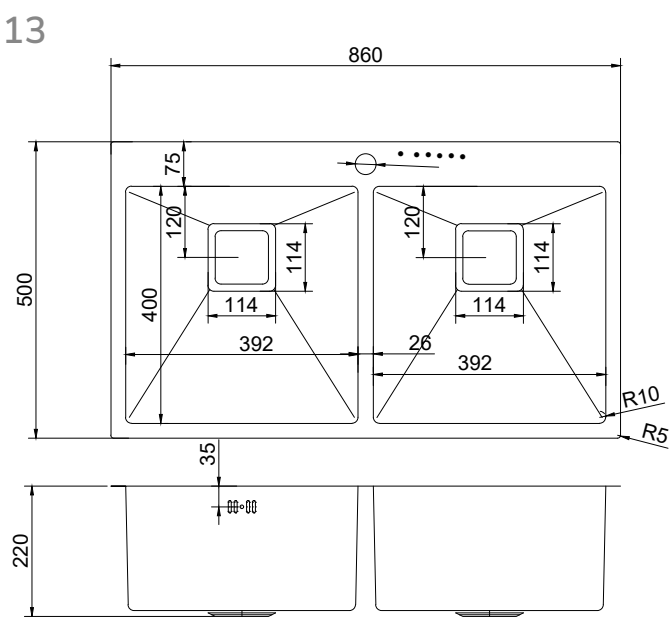
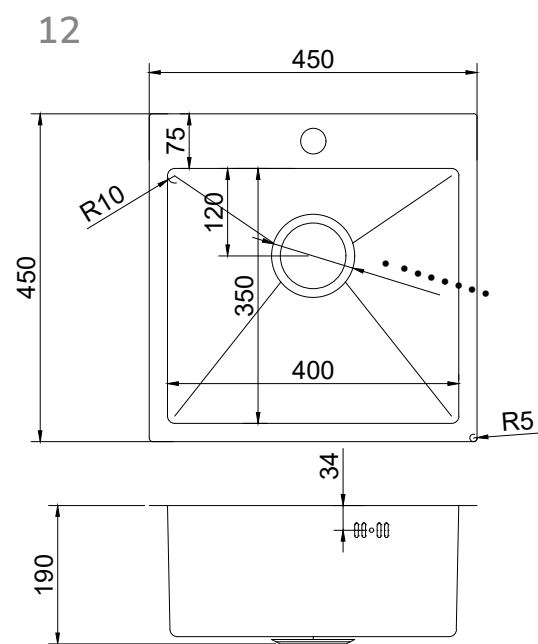
6










Kitchen sinks




This image shows a full page of white paper with horizontal dotted lines. The lines are evenly spaced and run across the width of the page, providing a guide for handwriting practice. There are no margins, text, or other markings on the page.

[illegible]



   +971 50 348 2947
sales@lemal.ae



CATALOGUE